



State of New Jersey

PHILIP D. MURPHY
Governor

TAHESHA L. WAY
Lt. Governor

OFFICE OF THE STATE COMPTROLLER
P.O. BOX 024
TRENTON, NJ 08625-0024
(609) 984-2888

KEVIN D. WALSH
Acting State Comptroller

September 25, 2024

BY U.S. MAIL and ELECTRONIC MAIL

Mary Beth Hennessy-Shotter, Chair
NJ Public Employment Relations Commission
495 W. State St.
Trenton, NJ 08618

**Re: Local Government Compliance with Filing Requirements of the New Jersey
Employer-Employee Relations Act**

Dear Chairperson Hennessy-Shotter:

The Office of the State Comptroller (OSC) reviewed publicly available data about local government entities in comparison to data from the website of the Public Employment Relations Commission (PERC) to evaluate compliance with a requirement under state law that public employers file current union contracts with PERC. OSC's review found widespread noncompliance, with approximately 64 percent of school districts and 27 percent of municipalities having failed to provide PERC with even one current collectively bargained employee contract as of 2021. To conduct its review, OSC took a snapshot of the data on PERC's website on December 1, 2023 and analyzed it. The analysis revealed substantially higher rates of non-compliance when contracts from 2022 to 2024 were considered, but for purposes of this report, OSC excluded the more recent contracts and focused on compliance through the end of 2021 to highlight school districts and municipalities that had been out of compliance for approximately two years at the time OSC obtained the data. This was designed to provide school districts and municipalities the most favorable analysis possible. Still, it appears that there has been a pronounced downward trend in compliance by school districts and municipalities in the past decade.

This problem appears to be longstanding—69 school districts and 12 municipalities have not provided PERC with their contracts since at least 2010, with an additional 6 school districts and 5 municipalities not listed on PERC's website at all—and the rate of noncompliance has been steadily worsening in recent years. The failure of these entities to comply with their filing obligations undermines transparency by creating a gap in access to crucial information about public employee labor agreements. This matters because employee compensation is generally

the largest municipal expense, and teachers' salaries and benefits are typically the most expensive elements of a school district's budget.¹ Local government officials, school administrators, and other stakeholders such as public employees and union officials rely on access to current union contracts to understand and compare the terms and conditions of employment across different jurisdictions. This information informs negotiations as it helps parties benchmark their offers and demands against those of other similar entities, ensuring fair and competitive agreements. For taxpayers, the practice of filing union contracts promotes transparency and accountability by enabling public scrutiny of how tax dollars are being allocated to employee compensation. This, in turn, fosters trust in local government and ensures that public resources are managed effectively and efficiently.

Currently, PERC's passive approach enables public employers to avoid compliance with a state law that promotes transparency and provides information that is useful for both unions and government entities involved in labor negotiations. Given these findings, OSC recommends that PERC or, alternatively, the Department of Community Affairs, Division of Local Government Services (DLGS), and the Department of Education (DOE), create an enforcement mechanism to require local government entities to comply with their obligation to provide collective bargaining agreements to PERC.

Methodology

To evaluate compliance with the requirement that public employers file their current union contracts with PERC, OSC compared the data from PERC's website against the publicly available results of a survey of local government entities conducted by DLGS and school district data collected by DOE. OSC examined a judgmental sample of data regarding municipalities listed on DLGS's most recent "Best Practices Inventory" (the 2023 DLGS Survey)² and data about school

¹ See DEPARTMENT OF COMMUNITY AFFAIRS, MUNICIPAL BUDGETING OVERVIEW, <https://www.njlm.org/DocumentCenter/View/10499/Municipal-Budgeting-Overview>; U.S. CENSUS BUREAU, PUBLIC EDUCATION FINANCES: 2021, SECONDARY EDUCATION FINANCE, TABLE SUMMARY, https://www2.census.gov/programs-surveys/school-finances/tables/2021/secondary-education-finance/els_ec21_sumtables.xls (showing that, as of 2021, New Jersey schools spend 78.35 percent of their annual budgets on employee salaries and benefits, and 60.87 percent on teacher salaries and benefits).

² See DLGS, CY2011/SFY2012 THROUGH CY 2023/SFY2024 BEST PRACTICES ANSWERS, https://www.nj.gov/dca/dlgs/programs/best_practices_docs/2023/CY2011-SFY2012%20through%20CY2023-SFY2024%20Best%20Practices%20Results.xlsx. DLGS provides technical and financial assistance in budgeting, financial reporting, joint services, purchasing, and management issues to all municipalities of the State of New Jersey. The Best Practices Inventory is required by each year's appropriations law and is used to determine the allocation of state aid to municipalities. For FY24, see P.L. 2024, c. 74, p. 56 ("the municipality shall submit to the Director of the Division of Local Government Services a report describing the municipality's compliance with the 'Best Practices Inventory' established by the Director of the Division of Local Government Services and shall receive at least a minimum score on such inventory as determined by the Director of the Division of Local Government Services.").

districts identified by DOE as public school districts for the 2022-2023 school year (the DOE School District Data).³

Of the 565 municipalities listed on the 2023 DLGS Survey, OSC excluded 73 of 78 municipalities that informed DLGS that the union contract filing requirement was not applicable to them.⁴ OSC also excluded three municipalities that stated the requirement applied to them even though their most recent “user-friendly budgets” reported that they had no union members.⁵ Finally, OSC omitted one of the two municipalities that did not respond to the 2023 DLGS Survey.⁶ A detailed summary of the municipalities reviewed by OSC is attached as Appendix A.

For school districts, OSC compared the data from PERC’s website to a list of public school districts reported by DOE on its website.⁷ For clarity, OSC excluded all school districts that were provided a charter school code, renaissance schools, and any non-operational or defunct school districts. Although charter schools and renaissance schools would be required to file any union contracts with PERC, OSC assumed for its analysis that most school-related union contracts arise from public school districts. A detailed summary of the school districts reviewed by OSC is attached as Appendix B.

OSC also corrected for typographical errors and misidentified contracts on PERC’s website. For example, Bergen County’s contract with the New Jersey State Policemen’s Benevolent Association for 2012 to 2016 is misidentified as a municipal contract. Similarly, PERC’s listing of Oaklyn Township (Camden) includes both municipal contracts and a contract for the Oaklyn Public School District that was not properly categorized.

³ See DOE, NJ PUBLIC SCHOOL DISTRICTS DIRECTORY, <https://homeroom4.doe.state.nj.us/public/districtpublicschools/download/NJPubSchoolDistricts.csv>. (NJ Department of Education’s listing of all public school districts in New Jersey).

⁴ Notably, five of these municipalities—Cresskill Borough (Bergen), Upper Freehold (Monmouth), Sussex Borough (Sussex), West Amwell (Hunterdon), and Union Township (Hunterdon)—incongruously self-reported union employees to DLGS in their most recent user-friendly budgets, suggesting their response to the 2023 DLGS Survey was erroneous and that they may also be out of compliance with the union contract filing requirement.

⁵ Since 2007, local governments are required to provide a plain-language budget summary or “user friendly” to the DLGS. See N.J.S.A. 40A:5-48. Since 2022, the DLGS has provided all information in a database that contains budget information since 2015 for municipalities. For the most recent database see https://www.nj.gov/dca/dlgs/programs/mc_budget_docs/2024%20UFB%20Database%20-%20FINAL.xlsm. The three municipalities that have reported no union members are: Lawrence Township (Cumberland); Lebanon Borough (Hunterdon); and Victory Gardens Borough (Morris).

⁶ OSC excluded Pine Valley Borough (Camden) because it did not have union members as of its most recent user-friendly budget. OSC considered the other, Frenchtown Borough (Hunterdon), in its analysis because Frenchtown reported having union employees to DLGS in its most recent user-friendly budget.

⁷ STATE OF N.J. DEPARTMENT OF EDUCATION, PUBLIC SCHOOL DISTRICTS, <https://homeroom4.doe.state.nj.us/public/districtpublicschools/download/NJPubSchoolDistricts.csv>.

Finally, given the complexities involved with evaluating total compliance with the requirement to provide contracts to PERC, OSC conservatively tested compliance by evaluating whether school districts and municipalities have at least one current union contract on PERC's website. This means that although some school districts and municipalities have multiple current contracts, others may only have a single current contract despite having employees in multiple unions and may not be in compliance as to all other of their union contracts. Because OSC took a snapshot in time to measure compliance, some school districts and municipalities may have complied with the law by providing one or more contracts to PERC since OSC collected the data on December 1, 2023. Given the lapse in time, OSC focused on the end of 2021 to evaluate compliance.

Background and Raw Data

A. PERC and the Employer-Employee Relations Act's Longstanding Filing Requirement

In 1941, the Legislature enacted the New Jersey Labor Mediation Act, which established the State Board of Mediation as the primary entity responsible for resolving labor disputes and promoting peaceful labor-management relations in the private sector.⁸ In 1968, the Legislature passed the New Jersey Employer-Employee Relations Act (EERA), which expanded negotiations to the public sector and established the New Jersey Public Employment Relations Commission (PERC) as an independent agency responsible for resolving labor disputes in the public sector and for administering and enforcing the provisions of the EERA.⁹

PERC resolves questions regarding public-sector collective negotiation units, such as elections to determine whether employees wish to be represented by a particular majority representative, and decisions about which negotiation unit, if any, employees belong in, as well as to determine whether a matter in dispute is within the scope of collective negotiations. Disputes over the scope of negotiations generally arise in one of two contexts: first, during collective negotiations, when one party seeks to negotiate a matter that the other party contends is not mandatory; and second, when an employee organization seeks to submit a matter to binding arbitration that the employer argues is a managerial prerogative, not a term or condition of employment.¹⁰

PERC determines the scope of negotiations, mediates negotiation impasses, and maintains panels of factfinders and arbitrators for contract formation and dispute resolution. It also reviews unfair labor practice charges, such as failure to negotiate in good faith and interference with EERA

⁸ P.L. 1941, c.100, codified at N.J.S.A. 34:13A-1 to -13.

⁹ P.L. 1968, c. 303, codified at N.J.S.A. 34:13A-1 to -43.

¹⁰ STATE OF NEW JERSEY PUBLIC EMPLOYMENT RELATIONS COMMISSION, MATTERS THAT COME BEFORE THE PUBLIC EMPLOYMENT RELATIONS COMMISSION,
https://www.nj.gov/perc/documents/Matters_That_Come_Before_Commission.pdf.

rights, and may file grievances and assist employees and organizations.¹¹

Since its enactment in 1968, the EERA has required public employers to file with PERC “a copy of any contracts it has negotiated with public employee representatives following the consummation of negotiations.” N.J.S.A. 34:13A-8.2. The EERA sought to enable public and school employees to present grievances while ensuring the efficient operation of government.¹² To address this issue, the Legislature created the Public and School Employees’ Grievance Procedure Study Commission which, in its 1968 final report, proposed the creation of what became PERC.¹³

B. PERC’s Online Data Disclosure in Response to Task Force Oversight

In 1977, the Legislature amended the EERA to require compulsory arbitration of labor disputes for police and fire union members because law enforcement officers and firefighters were not permitted to strike.¹⁴ This process, known as interest arbitration, is used to resolve impasses in negotiations between public employers and public employee unions when the parties cannot reach an agreement on the terms of a new contract. Interest arbitration provides a mechanism for a neutral third party (the arbitrator) to make binding decisions on disputed issues and ensures that essential public services continue uninterrupted while providing a fair resolution mechanism for labor contract negotiations.¹⁵

The 1995 Police and Fire Public Interest Arbitration Reform Act further amended the EERA to give PERC jurisdiction to decide appeals of interest arbitration awards issued to resolve negotiations impasses involving police officers and firefighters.¹⁶ Previously, the Superior Court considered challenges to interest arbitration awards brought by police officers and firefighters.

In 2010, the Legislature lowered the property tax levy cap on municipalities from four percent to

¹¹ STATE OF NEW JERSEY PUBLIC EMPLOYMENT RELATIONS COMMISSION, INTRODUCTION/AGENCY OVERVIEW, <https://www.nj.gov/perc/what/intro/>.

¹² See P.L. 1966, c. 170, amended by P.L. 1967, c. 8.

¹³ STATE OF NEW JERSEY, PUBLIC AND SCHOOL EMPLOYEES’ GRIEVANCE PROCEDURE STUDY COMMISSION, FINAL REPORT TO THE GOVERNOR AND THE LEGISLATURE, <https://dspace.njstatelib.org/bitstream/handle/10929/78571/e541968.pdf>.

¹⁴ P.L. 1977, c. 85, codified at N.J.S.A. 34:13A-14 (the purpose was to “establish a means of resolving conflict between public employers and their employees affecting the welfare of its citizens. Compulsory arbitration is the only final resolve to these conflicts that would eliminate any and all slowdowns, job actions or outright strikes by employees providing these vital services.”)

¹⁵ See N.J.S.A. 34:13A-16.

¹⁶ P.L. 1995, c. 425.

two percent.¹⁷

To study the effect of capping arbitration awards to two percent, the Legislature also created the Police and Fire Public Interest Arbitration Impact Task Force (Task Force). The Task Force was to “study the effect and impact of the arbitration award cap upon local property taxes; collective bargaining agreements; arbitration awards; municipal services; municipal expenditures; municipal public safety services, . . . particularly with regard to age, experience, and staffing levels; and such other matters as the members deem appropriate and necessary to evaluate the effects and impact of the arbitration award cap.” N.J.S.A. 34:13A-16.8(e)(1).

The Task Force was also tasked with studying “total compensation rates, including factors subject to the arbitration award cap and factors exempt from the arbitration award cap, of police and fire personnel throughout the State and make recommendations thereon.” N.J.S.A. 34:13A-16.8(e)(2).

To assist in the Task Force’s review, PERC was required to post on its website “all collective negotiations agreements and interest arbitration awards entered or awarded after the date of enactment [December 21, 2010].” N.J.S.A. 34:13A-16.8(d)(2).

The Task Force was to issue a final report on or before April 1, 2014, then expire. However, with the continued extension of the two percent cap, the Task Force and the requirement that it issue annual reports were extended to December 31, 2017. P.L. 2014, c. 11, § 4; see Sponsor’s Statement to A. 3424, 11 (2014).

The Task Force, in its initial 2011 report, noted that PERC was working with DLGS to update its database of then current union contracts. The Task Force stated that “[c]ompliance with that provision, however, has not been consistent and, in the law enforcement area, such data is critical to the Task Force to complete its obligations.”¹⁸ In its 2014 report, the Task Force commented on improving reporting:

In our 2011 report, we made recommendations to PERC regarding the compilation and reporting of interest arbitration awards. On PERC’s web site . . . the list of public sector labor agreements has expanded as a result of those efforts. [DLGS] has circulated notices to every municipality, county and other public employers within their jurisdiction to remind them of their obligation to provide PERC with electronic copies of current public sector collective negotiations agreements. PERC currently has 724 police/fire contracts in its database with expiration dates from 2008 to 2017. By having this information readily available on a public web site, parties will

¹⁷ See P.L. 2010, c. 44, §§ 4, 9, codified as N.J.S.A. 18A:7F-38 and N.J.S.A. 40A:4-45.45 respectively (capping property tax increases).

¹⁸ NEW JERSEY POLICE AND FIRE PUBLIC INTEREST ARBITRATION IMPACT TASK FORCE, 2011 REPORT, p. 3, https://www.nj.gov/perc/documents/3_Task_Force_Interim_Report_2011.06.17.pdf.

instantly have available comparative contract information from multiple entities in the event of an interest arbitration filing. As noted previously, while this obligation already existed for all public sector labor agreements (not just police and fire contracts) under N.J.S.A. 34:13A-8.2 (which requires public employers to “file with the commission a copy of any contracts it has negotiated with public employee representatives following the consummation of negotiations”) the changes mentioned above will help achieve greater compliance with this requirement.¹⁹

OSC’s review demonstrates that, other than DLGS’s effort mentioned above and its ongoing inquiry on its annual best practices survey, the efforts to make the information readily available were short-lived. Non-compliance with the union contract filing requirement has only worsened since the Task Force’s initial observation of inconsistent compliance in 2011.²⁰

C. Evaluating PERC Website’s Raw Data for Compliance

On December 1, 2023, OSC captured data from PERC’s website as to all posted union contracts. The raw data from PERC’s website showing which entities have at least one current union contract is presented in the table below:

Entity Type	One or More Current Contracts	No Current Contracts	Total	% With One or More Current Contracts
Municipal	317	307	624	51%
School District	131	503	634	21%
Authority	25	91	116	22%
Higher Education	3	21	24	13%
County	36	120	156	23%
State	5	3	8	63%
Total	517	1,045	1,562	33%

However, this raw data is misleading because the PERC website lists all entities that have ever submitted contracts to PERC. The earliest contract listed is for Highlands Board of Education’s 1966 “Highlands EA.” But some listed entities that existed in the 1980s and 1990s no longer exist. For example, due to the State Judicial Unification Act,²¹ county probation office contracts are now historical. Similarly, some entities that once had large workforces no longer have collective

¹⁹ NEW JERSEY POLICE AND FIRE PUBLIC INTEREST ARBITRATION IMPACT TASK FORCE, Final Report, p. 7, <https://www.nj.gov/perc/documents/IATaskForceFinalReport.pdf>. Note that this report was issued prior to extending the Task Force to 2017. However, the Task Force never issued a final report in 2017 because of a deadlock.

²⁰ Since 2017, the last year of the Task Force, municipal compliance has fallen from 90 percent to 50 percent.

²¹ P.L. 1993, c.275, codified at N.J.S.A. 2B:10-1 to -9.

bargaining agreements due to shared services or demographic changes. Additionally, some entities are misidentified: Kean University and Rowan University are characterized as “State,” instead of “Higher Education.” These entities distort the categories and count of current entities and thus were not considered in evaluating compliance with the EERA’s union contract filing requirement.

For purposes of its review, OSC focused on municipal and school district contracts because of the large number of affected taxpayers. By omitting historical and defunct entities, OSC was able to reach a more accurate number of entities that are complying with the EERA’s requirement that public employers provide union contracts to PERC.

Findings

OSC’s review found that 64 percent of the required school districts and 27 percent of the required municipalities have not provided at least one current union contract to PERC as of December 31, 2021. The widespread noncompliance has steadily worsened over the last decade and 17 local government entities have not submitted any contracts to PERC in the past 13 years. There is currently no enforcement mechanism to compel government entities to comply with the EERA’s requirements. There appears to be limited awareness among local governments of the law’s filing requirement, with PERC solely providing a PDF document on its website but no outreach or reminder of the local government’s filing obligations. Also, OSC’s review did not reveal any routine notice of the filing requirements sent to local governments, other than the DLGS Best Practices survey. Further, there appears to be no mechanism to notify those entities that have failed to provide updated contracts or to pursue those who do not comply with the law after a period of time.²²

A. As of 2021, Approximately 64 Percent of School Districts Have Failed to Provide a Current Union Contract to PERC as Required by State Law

DOE maintains a table on its website that indicates New Jersey has 697 “local educational agencies,” including 593 operating school districts, 85 charter schools, 3 renaissance schools, and 16 non-operating school districts.²³ The table is undated and does not link to a specific source, but DOE’s website also offers a separate spreadsheet listing all public school districts.²⁴

²² OSC is aware that negotiations can continue after the expiration of union contracts, with the parties maintaining the status quo depending on the terms of the prior agreement. See Matter of County of Atlantic, 230 N.J. 237, 255 (2017) (expired contract terms that all terms and conditions set forth will continue until a successor agreement is reached are valid). The parties should notify PERC in such instances, and PERC can post the notification on its website.

²³ NJ DEPARTMENT OF EDUCATION, NEW JERSEY PUBLIC SCHOOLS FACT SHEET 2023-2024, <https://www.nj.gov/education/doedata/fact.shtml>.

²⁴ STATE OF N.J. DEPARTMENT OF EDUCATION, PUBLIC SCHOOL DISTRICTS, <https://homeroom4.doe.state.nj.us/public/districtpublicschools/download/NJPubSchoolDistricts.csv>.

The spreadsheet includes 688 entries, with 86 charter schools and 3 additional schools without charter codes.²⁵ One district is directly operated by DOE and was excluded from OSC's review.²⁶ DOE's spreadsheet identifies 8 non-operational districts, but OSC found at least 12.²⁷ For its review, OSC relied on DOE's spreadsheet, excluding charter, renaissance, non-operational, and defunct districts, resulting in 586 operating school districts.²⁸

Based on data from PERC's website, approximately 64 percent of these school districts have not complied with the law as they have failed to provide at least one current union contract in accordance with the EERA as of December 31, 2021. Even assuming there was no delay in negotiations, or in forwarding to PERC, 413 school districts, or 70 percent, did not have a contract listed beyond 2022. For a statistical summary, and the full dataset illustrating historical and current compliance status for each school district reviewed, please see Appendix A. As the following chart depicts, the number of compliant school districts has been steadily decreasing since PERC first began posting union contracts on its website.

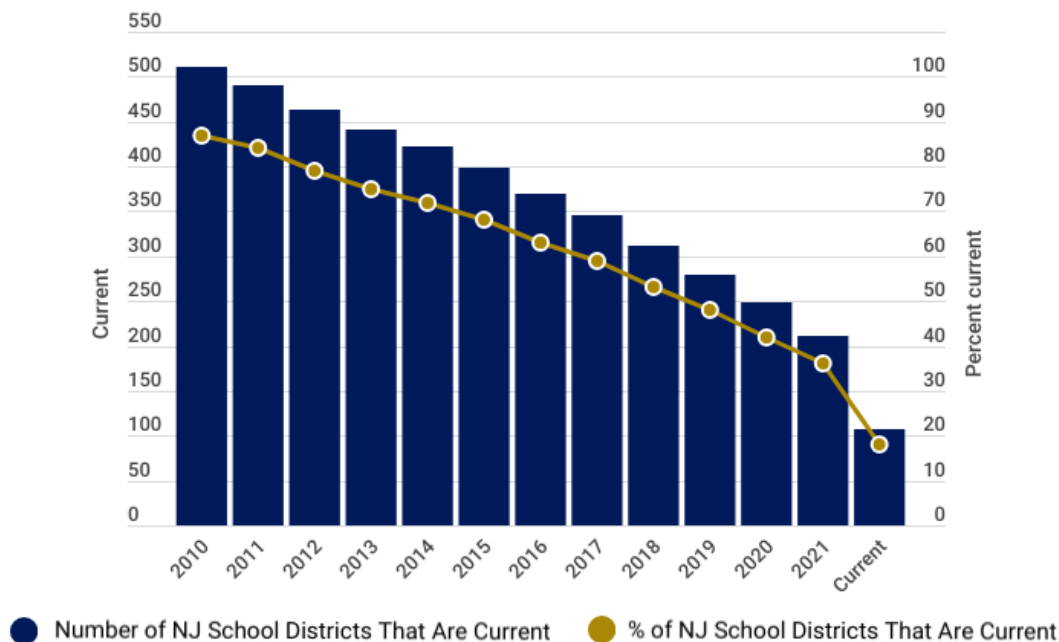
²⁵ Those entities are KIPP (Camden), Camden Prep (Camden), and Mastery Schools of Camden, Inc. (Camden).

²⁶ The Marie Katzenbach School for the Deaf (Mercer) has been operated by DOE since at least 1893. N.J.S.A. 18A:61-1; see also HELEN KULL, EWING THEN AND NOW: THE FIRST SCHOOL FOR THE DEAF IN N.J. COMMUNITYNEWS, https://www.communitynews.org/news/commentary/ewing-then-and-now-the-first-school-for-the-deaf-in-n-j/article_96dcc915-5b86-5094-b39a-2fbcd7f471c8.html.

²⁷ Longport (Atlantic), Corbin City (Atlantic), Rockleigh (Bergen), Chesilhurst (Camden), Hi Nella (Camden), Cape May Point (Cape May), West Wildwood (Cape May), Newfield (Gloucester), Allenhurst (Monmouth), Interlaken (Monmouth), Loch Arbour (Monmouth), Lake Como (Monmouth). These school districts were reported as non-operational districts by DOE in 2009 and were verified as currently active by reviewing the school district's user-friendly budget for the current school year. See NJ DEPARTMENT OF EDUCATION, 13 NON-OPERATING SCHOOL DISTRICTS ELIMINATED, <https://www.nj.gov/education/news/2009/0701nonops.pdf>.

²⁸ While there were 580 school districts on PERC's website, six school districts listed on DOE's spreadsheet do not appear on PERC's website: North Arlington School District (Bergen); Woodland Township School District (Burlington); Hampton Borough School District (Hunterdon); Bayshore Jointure Commission School District (Monmouth); Roosevelt Borough Public School District (Monmouth); and Ocean Gate School District (Ocean).

From 2010 to 2021, School District Compliance Has Dropped From 87 Percent to 36 Percent



Data as of December 1, 2023. Percentage of school districts with current contracts on PERC's website may be higher.

In fact, 69 school districts that were not in compliance in 2010 have, as of December 1, 2023, still not submitted their union contracts to PERC, meaning they have been out of compliance for more than 13 years. Six public school districts do not appear on PERC's website at all, suggesting that they have never submitted contracts to PERC. See Appendix A.

B. As of 2021, Approximately 27 Percent of Municipalities Have Failed to File a Current Union Contract with PERC

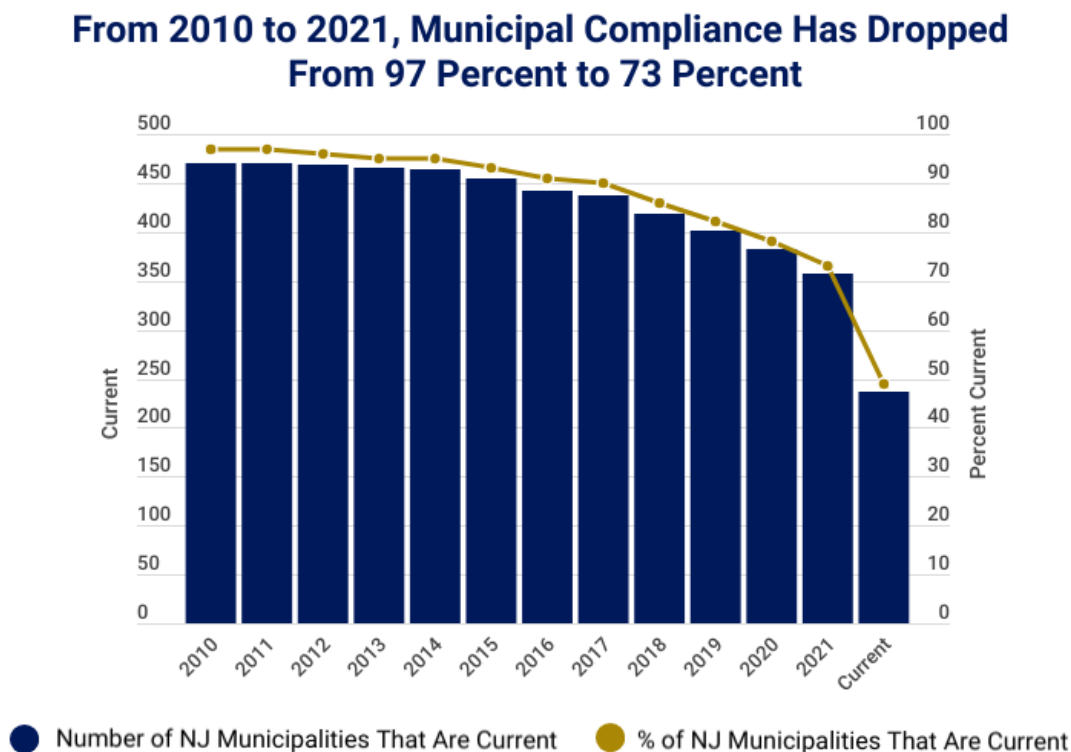
Based on OSC's review of 2023 DLGS Survey responses, 488 municipalities should be filing union contracts with PERC.²⁹

According to the self-reported answers submitted by municipalities in response to the 2022 DLGS Survey, 40 municipalities that were required to provide contracts had not provided the most recent

²⁹ PERC's website only lists 483 of those municipalities. Five municipalities that reported having union employees in their user-friendly budgets have never provided their union contracts to PERC: Interlaken Borough (Monmouth); Fairfield Township (Cumberland); Pittsgrove Township (Salem); Rocky Hill Borough (Somerset); and Mansfield Township (Warren). These 5 municipalities added to PERC's list of 483 totals 488 municipalities.

contracts to PERC—a noncompliance rate of approximately 8.25 percent.³⁰ However, when the local governments' 2022 DLGS Survey responses are compared against PERC's website, the data reveal that the actual rate of noncompliance is much higher. An evaluation of each municipality's posted contract as of 2021 demonstrates that 130 municipalities, or 27 percent, did not provide the union contract to PERC. Even assuming there was no delay in negotiations, or in forwarding to PERC, 188 municipalities, or 39 percent, did not have a contract listed beyond 2022. PERC informed OSC that there is not a significant backlog or delay in posting the contracts it receives online.

For a statistical summary, and the full dataset which illustrates the historical and current compliance status for each municipality reviewed, please see Appendix B. As the following chart depicts, the number of noncompliant municipalities has been steadily increasing since PERC first began posting union contracts on its website.



Data as of December 1, 2023. Percentage of municipalities with current contracts on PERC's website may be higher.

³⁰ STATE OF NEW JERSEY, DEPARTMENT OF COMMUNITY AFFAIRS, DIVISION OF LOCAL GOVERNMENT SERVICES, 2011-2023 BEST PRACTICES SURVEY SUMMARY, https://www.nj.gov/dca/dlgs/programs/best_practices_docs/2023/CY2011-SFY2012%20through%20CY2023-SFY2024%20Best%20Practices%20Results.xlsx. Note that CY 2022, SFY 2023 answers were only available at the time used to calculate the compliance rate. The most recent responses show a similar non-compliance rate: 51 municipalities and a rate of approximately 8.2 percent.

As with school districts, Appendix B also shows that 12 municipalities that were not in compliance in 2010 have remained out of compliance for the past 13 years. Five municipalities do not appear on PERC's website at all, suggesting that they have never submitted union contracts to PERC.

A factor in the higher compliance rate with municipalities as compared to school districts is likely that the annual municipal survey is required by DLGS. As the Task Force noted in its initial 2011 report, DLGS likely included a request for information about compliance with the EERA's requirements because PERC was coordinating with DLGS to obtain contracts. In DLGS's annual survey, municipalities continue to be asked whether their most recent union contracts have been provided to PERC. The available data does not clearly indicate the cause of the continued decline in compliance notwithstanding the inclusion of this issue in DLGS's annual survey. However, the precipitous drop in municipalities submitting their union contracts to PERC suggests that additional efforts are needed to increase awareness of this requirement and encourage compliance.

C. Local Government Noncompliance with the EERA's Union Contract Filing Requirements Likely Results from a Lack of Awareness and Enforcement

The significant decline in compliance with the EERA's union contract filing requirements in recent years suggests that school districts and municipalities may not be aware of the law or are electing not to comply with it. While OSC's data analysis cannot definitively answer why so many local government entities have fallen out of compliance, it is likely that additional notice and training would promote compliance.

During its review, OSC also found that there are no existing enforcement mechanisms that can be utilized to compel public employers to comply with the EERA's union contract filing requirements. PERC opined that, because it is in the position of acting as a neutral arbiter between unions and local governments, it is not appropriate that PERC attempt to enforce filing compliance. Should a local entity or union seek PERC's assistance in dispute resolution, and the parties provide copies of the relevant union contracts in the course of resolving issues, PERC will post those contracts to its website.

Notwithstanding PERC's contention that it would not be appropriate for it to enforce the contract filing requirement, N.J.S.A. 34:13A-11 empowers PERC to create rules, "as may be necessary for the proper administration and enforcement of the provisions of" the EERA. PERC has a long history of rulemaking, including for various administrative processes, such as the time and manner to submit documents in support of mediation, arbitration, scope of negotiations, and unfair practices proceedings before PERC. See generally, N.J.A.C. 19:10 to 19:19 (providing procedures, including deadlines and notices, for the various contract resolution processes that are heard before the commission).

PERC has rulemaking authority and should consider crafting an administrative enforcement mechanism to encourage compliance with the EERA's requirements. For example, PERC could calculate the costs associated with reviewing and maintaining its online database of contracts and charge a fee to cover the costs of pursuing local governments that do not comply with the law. See N.J.S.A. 34:13A-16.3 (stating that the "commission may establish a fee schedule to

cover the costs of effectuating the provisions of” the EERA). PERC regulations already contain rules for costs of arbitration, N.J.A.C. 19:16-5.12; cost of super-conciliation, N.J.A.C. 19:12A-1.5; and fees for interest arbitration, N.J.A.C. 19:16-5.12. PERC could charge all entities required to file their union contracts a fee, subject to waiver if the contract is submitted within 60 days of execution as measured by the date that the last party signed the contract. There may be numerous enforcement tools that PERC could implement to boost compliance with the EERA’s requirements—PERC should engage in a process to determine the best way forward. In its response to a draft copy of this report, PERC expressed skepticism that it has the authority to create such an enforcement mechanism under the EERA. But this position appears inconsistent with the EERA, and PERC should, at a minimum, seek legal advice from the Attorney General to better understand the limits of its rulemaking powers under the EERA.

As with its other rules which establish expectations for parties that seek PERC’s involvement in negotiations, creation of an enforcement mechanism through rulemaking would bolster rather than undermine PERC’s neutrality. PERC’s lack of engagement on this issue enables many public employers to avoid compliance with the contract filing requirements of the EERA, which reduces transparency and withholds useful information from both unions and government entities involved in interest arbitration. As the Task Force noted in its 2014 report, public posting of electronic copies of current public sector collective negotiations agreements means that negotiating “parties will instantly have available comparative contract information from multiple entities in the event of an interest arbitration filing.”³¹ The posting of union contracts on PERC’s website is an important tool for unions, government entities, and the public.

Although it does not appear from OSC’s review of relevant legislative history that the primary intent of the EERA and its subsequent amendments was to provide transparency for taxpayers, in practice, the filing and posting online of union contracts is the only way to provide transparency to taxpayers on a statewide basis. Without ready access to this information, taxpayers must either affirmatively request these materials from relevant entities or remain in the dark about their government’s largest financial obligation—paying its employees.

PERC’s Response to this Letter

OSC provided a draft copy of this report to PERC officials for their review and comment. PERC did not dispute any of OSC’s factual findings. However, PERC disputed that it had statutory authority to create a regulatory enforcement mechanism to require submission of executed union contracts under the EERA. PERC indicated that if the Legislature amended the EERA to grant it such authority, it would implement an enforcement mechanism. PERC’s comments were considered in preparing OSC’s final report and are attached as Appendix C.

³¹ NEW JERSEY POLICE AND FIRE PUBLIC INTEREST ARBITRATION IMPACT TASK FORCE, FINAL REPORT (MARCH 19, 2014), p. 7, <https://www.nj.gov/perc/documents/IATaskForceFinalReport.pdf>.

Conclusion and Recommendations

In view of the findings in this report, OSC makes the following recommendations:


1. All municipalities and school districts should review their compliance with the union contract filing requirements of the EERA, N.J.S.A. 34:13A-8.2. If they are not in compliance, they should submit their current union contracts to PERC as soon as practicable. In addition, they should establish internal protocols to ensure continued compliance in the future.
2. PERC should coordinate with DLGS and DOE to regularly notify municipalities and school districts of the union contract filing requirements of the EERA, N.J.S.A. 34:13A-8.2. PERC, DLGS, and DOE should consider additional notice and training for municipalities and school districts that are currently out of compliance.
3. After implementing notice and training, PERC should reassess school district and municipal compliance. If those efforts are unsuccessful, PERC should seek guidance from the Attorney General's Office on its regulatory authority to enforce the EERA's union contract filing requirement. If the Attorney General finds that PERC has rulemaking authority under existing law to create an enforcement mechanism under the EERA, PERC should do so. If the Attorney General finds otherwise, the Legislature should consider amending the EERA to empower PERC to ensure compliance with its union contract filing requirements, N.J.S.A. 34:13A-8.2.
4. Although DLGS monitors municipalities through its annual survey to determine whether a municipality has complied with the EERA's union contract filing requirement, it should implement additional measures to compel local governments to comply, such as imposing monetary fines for delayed filing or requiring municipalities to annually certify that their most recent union contracts have been filed with PERC as required by law.
5. For school districts, DOE should consider implementing measures to compel school districts to comply, such as requiring school district superintendents to annually certify that their district's most recent union contracts have been filed with PERC as required by law or requiring executive county superintendents, as part of their oversight of local districts, to annually verify that the school districts in their county have complied with the law.
6. During OSC's review, and in its response to the draft report, PERC reported that it is in the process of obtaining a new case management system to replace its current system which will comply with state standards and to make it more user-friendly. OSC makes the following recommendations for PERC to improve its website and data collection functionality:
 - a. To prevent errors, PERC should categorize reporting entities by relevant identification numbers, such as the municipal and school district identification numbers used by DLGS and DOE, respectively. There are many government entities with similar names—utilizing relevant identification numbers would prevent errors and ensure that all posted information corresponds to the correct local government.

- b. PERC should distinguish between active and inactive local entities. The posting of historic contracts for defunct entities should be archived in a separate database, a static location, and/or provided to the State Library and State Archives. In order to ascertain when an entity ceases to exist or no longer engages in collective negotiations, PERC should require relevant entities, and/or state agencies that oversee such changes, to promptly notify PERC as to such changes in status.
- c. PERC should require that the documents submitted for posting are in a readily searchable and machine-readable format.
- d. PERC should ensure that the updated database and website conform to state policies regarding website appearance and usability.
- e. PERC noted that it still receives some contracts via mail that must be scanned and uploaded by its staff. We recommend that PERC require that all contracts be submitted electronically to prevent administrative delays and scanning errors.

Thank you for your attention to this matter.

Respectfully,

KEVIN D. WALSH
ACTING STATE COMPTROLLER

By: 
Bryan Edward Lucas
Deputy Chief Counsel

- c: Kevin Dehmer, Acting Commissioner, New Jersey Department of Education
Jacquelyn A Suarez, Commissioner, New Jersey Department of Community Affairs

**Municipalities Reviewed by the
Office of the State Comptroller**

Municipal Code	Municipality	County	2010	2011	2012	2013	2014	2015	2016	2017	2018	2019	2020	2021	2022	2023	Current	Expiration of most recent contract
0101	Absecon City	Atlantic	•	•	•	•	•	•	•	•	•	•	•	•	•	•		2023
0102	Atlantic City	Atlantic	•	•	•	•	•	•	•	•	•	•	•	•	•	•	•	2025
0103	Brigantine City	Atlantic	•	•	•	•	•	•	•	•	•	•	•	•	•	•	•	2025
0105	Buena Vista Township	Atlantic	•	•	•	•	•	•	•	•	•	•	•	•	•	•	•	2024
0107	Egg Harbor City	Atlantic	•	•	•	•	•	•	•	•	•	•	•	•	•	•	•	2024
0108	Egg Harbor Township	Atlantic	•	•	•	•	•	•	•	•	•	•	•	•	•	•	•	2025
0111	Galloway Township	Atlantic	•	•	•	•	•	•	•	•	•	•	•	•	•	•	•	2026
0112	Hamilton Township	Atlantic	•	•	•	•	•	•	•	•	•	•	•	•	•	•		2023
0113	Hammonton Town	Atlantic	•	•	•	•	•	•	•	•	•	•	•	•	•	•	•	2025
0114	Linwood City	Atlantic	•	•	•	•	•	•	•	•	•	•	•	•	•	•	•	2028
0115	Longport Borough	Atlantic	•	•	•	•	•	•	•	•	•	•	•	•	•	•	•	2025
0116	Margate City	Atlantic	•	•	•	•	•	•	•	•	•	•	•	•	•	•	•	2025
0117	Mullica Township	Atlantic	•	•	•	•	•	•	•	•	•	•	•	•	•	•	•	2024
0118	Northfield City	Atlantic	•	•	•	•	•	•	•	•	•	•	•	•	•	•	•	2025
0119	Pleasantville City	Atlantic	•	•	•	•	•	•	•	•								2017
0121	Somers Point City	Atlantic	•	•	•	•	•	•	•	•	•	•	•	•	•	•	•	2024
0122	Ventnor City	Atlantic	•	•	•	•	•	•	•	•	•	•	•					2020
0201	Allendale Boro	Bergen	•	•	•	•	•	•	•	•	•	•	•	•	•	•	•	2024
0202	Alpine Boro	Bergen	•	•	•	•	•	•	•	•	•	•	•	•	•	•	•	2026
0203	Bergenfield Boro	Bergen	•	•	•	•	•	•	•	•	•	•	•					2020
0204	Bogota Boro	Bergen	•	•	•	•	•	•	•	•								2017
0205	Carlstadt Boro	Bergen	•	•	•	•	•	•	•	•	•	•						2019
0206	Cliffside Park Boro	Bergen	•	•	•	•	•	•	•	•	•	•	•	•	•	•	•	2025
0207	Closter Boro	Bergen	•	•	•	•	•	•	•	•	•	•	•	•	•	•	•	2026
0208	Cresskill Boro	Bergen	•	•	•	•	•	•	•	•	•	•						2019
0209	Demarest Boro	Bergen	•	•	•	•	•	•	•	•	•	•	•	•	•	•		2023
0210	Dumont Boro	Bergen	•	•	•	•	•	•	•	•	•	•	•	•	•	•	•	2024
0211	E Rutherford Boro	Bergen	•	•	•	•	•	•										2015
0212	Edgewater Boro	Bergen	•	•	•	•	•	•	•	•	•	•	•	•	•	•	•	2025
0213	Elmwood Park Boro	Bergen	•	•	•	•	•	•	•	•	•	•	•	•	•	•	•	2025
0214	Emerson Boro	Bergen	•	•	•	•	•	•	•	•	•	•	•	•	•	•		2023
0215	Englewood	Bergen	•	•	•	•	•	•	•	•	•	•	•					2020
0216	Englewood Cliffs Boro	Bergen	•	•	•	•	•	•	•	•	•	•	•	•	•	•		2023
0217	Fair Lawn Boro	Bergen	•	•	•	•	•	•	•	•	•	•	•	•	•	•	•	2026
0218	Fairview Boro	Bergen	•	•	•	•	•	•	•	•	•	•	•	•	•	•		2023
0219	Fort Lee Boro	Bergen	•	•	•	•	•	•	•	•	•	•	•	•	•	•	•	2026
0220	Franklin Lakes Boro	Bergen	•	•	•	•	•	•	•	•	•	•	•	•	•	•	•	2025
0221	Garfield	Bergen	•	•														2011
0222	Glen Rock Boro	Bergen	•	•	•	•	•	•	•	•	•	•	•	•	•	•	•	2024
0223	Hackensack	Bergen	•	•	•	•	•	•	•	•	•	•	•	•	•	•	•	2025
0224	Harrington Park Boro	Bergen	•	•	•	•	•	•	•	•	•							2018
0225	Hasbrouck Hgts Boro	Bergen	•	•	•	•	•	•	•	•	•	•	•	•	•	•	•	2025
0226	Haworth Boro	Bergen	•	•	•	•	•	•	•	•	•	•	•	•	•	•	•	2026




Municipalities with no union contracts
listed on PERC's website (5).




Municipalities with no listed union contracts
on PERC's website since 2009 (12).

Municipalities Reviewed by the
Office of the State Comptroller


Municipal Code	Municipality	County	2010	2011	2012	2013	2014	2015	2016	2017	2018	2019	2020	2021	2022	2023	Current	Expiration of most recent contract
0227	Hillsdale Boro	Bergen	•	•	•	•	•	•	•	•	•	•						2019
0228	Ho-Ho-Kus Boro	Bergen																2006
0229	Leonida Boro	Bergen	•	•	•	•	•	•	•	•	•	•	•	•	•	•		2023
0230	Little Ferry Boro	Bergen	•	•	•	•	•	•	•	•	•	•	•	•	•	•		2023
0231	Lodi Boro	Bergen	•	•	•	•	•	•	•	•	•	•	•	•	•	•	•	2025
0232	Lyndhurst Tp	Bergen	•	•	•	•	•	•	•	•	•	•	•	•	•			2022
0233	Mahwah Tp	Bergen	•	•	•	•	•	•	•	•	•	•	•	•	•	•	•	2026
0234	Maywood Boro	Bergen	•	•	•	•	•	•	•	•	•	•	•	•	•	•	•	2024
0235	Midland Park Boro	Bergen	•	•	•	•	•	•	•	•	•	•	•	•	•			2022
0236	Montvale Boro	Bergen	•	•	•	•	•	•	•	•	•	•	•	•	•	•	•	2026
0237	Moonachie Boro	Bergen	•	•	•	•	•	•	•	•	•	•	•	•	•	•	•	2026
0238	N Arlington Boro	Bergen	•	•	•	•	•	•	•	•	•	•	•	•	•	•	•	2026
0239	New Milford Boro	Bergen	•	•	•	•	•	•	•	•	•	•	•	•	•	•	•	2026
0240	Northvale Boro	Bergen	•	•	•	•	•	•	•									2016
0241	Norwood Boro	Bergen	•	•	•	•	•	•	•	•	•	•	•	•				2021
0242	Oakland Boro	Bergen	•	•	•	•	•	•	•	•	•	•	•	•	•	•	•	2024
0243	Old Tappan Boro	Bergen	•	•	•	•	•	•	•	•	•	•	•	•	•	•	•	2025
0244	Oradell Boro	Bergen	•	•	•	•	•	•	•	•	•	•						2019
0245	Palisades Park Boro	Bergen	•	•	•	•	•	•	•	•	•	•	•	•	•	•	•	2024
0246	Paramus Boro	Bergen	•	•	•	•	•	•	•	•	•	•	•					2020
0247	Park Ridge Boro	Bergen	•	•	•	•	•	•	•	•	•	•	•					2020
0248	Ramsey Boro	Bergen	•	•	•	•	•	•	•	•	•	•	•	•	•	•	•	2026
0249	Ridgefield Boro	Bergen	•	•	•	•	•	•	•	•	•	•	•	•				2021
0250	Ridgefield Park Village	Bergen																2008
0251	Ridgewood Village	Bergen	•	•	•	•	•	•	•	•	•							2018
0252	River Edge Boro	Bergen	•	•	•	•	•	•	•	•	•	•	•	•	•	•	•	2027
0253	River Vale Tp	Bergen	•	•	•	•	•	•	•	•								2017
0254	Rochelle Park Tp	Bergen	•	•	•	•	•	•	•	•	•	•	•	•	•	•		2023
0256	Rutherford Boro	Bergen	•	•	•	•	•	•	•	•	•	•	•	•	•	•	•	2024
0257	S Hackensack Tp	Bergen	•	•	•	•	•	•	•	•	•	•	•	•	•			2022
0258	Saddle Brook Tp	Bergen	•	•	•	•	•	•	•	•	•	•	•	•	•	•	•	2024
0259	Saddle River Boro	Bergen	•	•	•	•	•	•	•	•	•	•	•	•	•	•	•	2024
0260	Teaneck Tp	Bergen	•	•	•	•	•	•	•	•								2017
0261	Tenafly Boro	Bergen	•	•	•	•	•	•	•	•	•	•	•	•	•	•	•	2026
0263	Upper Saddle River Boro	Bergen	•	•	•	•	•	•	•	•	•	•	•	•	•	•	•	2025
0264	Waldwick Boro	Bergen	•	•	•	•	•	•	•	•	•	•	•	•	•	•	•	2025
0265	Wallington Boro	Bergen	•	•	•	•	•	•	•	•								2017
0266	Washington Tp	Bergen	•	•	•	•	•	•	•	•								2017
0267	Westwood Boro	Bergen	•	•	•	•	•	•	•	•	•	•	•	•	•	•	•	2025
0268	Woodcliff Lake Boro	Bergen	•	•	•	•	•	•	•	•	•	•	•	•	•			2022
0269	Wood-Ridge Boro	Bergen	•	•	•	•	•	•	•	•	•	•	•	•	•	•	•	2025
0270	Wyckoff Tp	Bergen	•	•	•	•	•	•	•	•	•	•	•	•	•	•	•	2026
0302	Beverly	Burlington	•	•	•	•	•	•	•	•	•	•	•	•				2021


 Municipalities with no union contracts listed on PERC's website (5).

 Municipalities with no listed union contracts on PERC's website since 2009 (12).

Municipalities Reviewed by the
Office of the State Comptroller


Municipal Code	Municipality	County	2010	2011	2012	2013	2014	2015	2016	2017	2018	2019	2020	2021	2022	2023	Current	Expiration of most recent contract
0303	Bordentown	Burlington	•	•	•	•	•	•	•	•	•	•	•	•	•	•	•	2024
0304	Bordentown Tp	Burlington	•	•	•	•	•	•	•	•	•	•	•	•	•	•	•	2024
0305	Burlington	Burlington	•	•	•	•	•	•	•	•	•	•	•	•	•	•	•	2025
0306	Burlington Tp	Burlington	•	•	•	•	•	•	•	•	•	•	•	•	•	•	•	2024
0307	Chesterfield Tp	Burlington	•	•	•	•	•											2014
0308	Cinnaminson Tp	Burlington	•	•	•	•	•	•	•	•	•	•	•	•	•			2022
0309	Delanco Tp	Burlington	•	•	•	•	•	•	•	•	•	•	•	•	•	•	•	2024
0310	Delran Tp	Burlington	•	•	•	•	•	•	•	•	•	•	•					2020
0311	Eastampton Tp	Burlington	•	•	•	•	•	•	•	•	•	•	•	•	•	•	•	2025
0312	Edgewater Park Tp	Burlington	•	•	•	•	•	•	•	•	•	•	•	•	•	•		2023
0313	Evesham Tp	Burlington	•	•	•	•	•	•	•	•	•	•	•	•	•			2022
0315	Florence Tp	Burlington	•	•	•	•	•	•	•	•	•	•	•	•	•	•	•	2025
0317	Lumberton Tp	Burlington	•	•	•	•	•	•	•	•	•	•	•	•	•	•	•	2026
0318	Mansfield Tp	Burlington	•	•	•	•	•	•	•	•	•	•	•	•	•	•	•	2024
0319	Maple Shade Tp	Burlington	•	•	•	•	•	•	•	•	•	•	•	•	•	•		2023
0320	Medford Lakes Boro	Burlington	•	•	•	•	•	•	•	•								2017
0321	Medford Tp	Burlington	•	•	•	•	•	•	•	•	•	•	•	•	•	•	•	2026
0322	Moorestown Tp	Burlington	•	•	•	•	•	•	•	•	•	•	•	•	•	•	•	2024
0323	Mt Holly Tp	Burlington	•	•	•	•	•	•	•	•	•	•	•	•				2021
0324	Mt Laurel Tp	Burlington	•	•	•	•	•	•	•	•	•	•	•	•	•	•	•	2026
0326	N Hanover Tp	Burlington	•	•	•	•	•	•	•	•	•	•	•	•	•	•	•	2024
0327	Palmyra Boro	Burlington	•	•	•	•	•	•	•	•	•	•	•	•	•	•		2023
0328	Pemberton Boro	Burlington																2002
0329	Pemberton Tp	Burlington	•	•	•	•	•	•	•	•	•	•	•	•	•	•	•	2024
0330	Riverside Tp	Burlington																2007
0331	Riverton Boro	Burlington	•	•	•	•	•	•	•	•	•	•	•	•	•	•	•	2025
0333	Southampton Tp	Burlington	•	•	•													2012
0334	Springfield Tp	Burlington	•	•	•	•												2013
0337	Westampton Tp	Burlington	•	•	•	•	•	•	•	•	•	•	•					2020
0338	Willingboro Tp	Burlington	•	•	•	•	•	•	•	•	•	•	•	•	•	•	•	2024
0401	Audubon Boro	Camden	•	•	•	•	•	•	•	•	•	•						2019
0403	Barrington Boro	Camden	•	•	•	•	•	•	•	•	•	•	•	•	•	•	•	2025
0404	Bellmawr Boro	Camden	•	•	•	•	•	•	•	•	•	•	•	•	•	•		2023
0405	Berlin Boro	Camden	•	•	•	•	•	•	•	•	•	•	•					2020
0406	Berlin Tp	Camden	•	•	•	•	•	•	•	•	•	•	•	•	•	•	•	2024
0407	Brooklawn Boro	Camden	•	•	•	•	•	•	•	•	•	•	•	•	•	•		2023
0408	Camden	Camden	•	•	•	•	•	•	•	•	•	•	•					2020
0409	Cherry Hill Tp	Camden	•	•	•	•	•	•	•	•	•	•	•	•	•	•	•	2026
0410	Chesilhurst Boro	Camden	•	•	•	•	•	•	•	•	•	•	•	•				2021
0411	Clementon Boro	Camden	•	•	•	•	•	•	•	•	•							2018
0412	Collingswood Boro	Camden	•	•	•	•	•	•	•	•	•	•	•	•	•	•	•	2026
0413	Gibbsboro Boro	Camden	•	•	•	•	•	•	•	•	•	•	•					2020
0414	Gloucester City	Camden	•	•	•	•	•	•	•	•	•	•	•					2020


 Municipalities with no union contracts listed on PERC's website (5).

 Municipalities with no listed union contracts on PERC's website since 2009 (12).

Municipalities Reviewed by the
Office of the State Comptroller


Municipal Code	Municipality	County	2010	2011	2012	2013	2014	2015	2016	2017	2018	2019	2020	2021	2022	2023	Current	Expiration of most recent contract
0415	Gloucester Tp	Camden	•	•	•	•	•	•	•	•	•	•	•	•	•	•	•	2024
0416	Haddon Hgts Boro	Camden	•	•	•	•	•	•	•	•	•	•	•	•	•	•	•	2023
0417	Haddon Tp	Camden	•	•	•	•	•	•	•	•	•	•	•	•	•	•	•	2025
0418	Haddonfield Boro	Camden	•	•	•	•	•	•	•	•	•	•	•	•	•	•	•	2023
0420	Laurel Springs Boro	Camden	•	•	•	•	•	•	•	•	•	•	•	•	•	•	•	2023
0421	Lawnside Boro	Camden	•	•	•	•	•	•	•	•	•	•	•	•	•	•	•	2018
0422	Lindenwold Boro	Camden	•	•	•	•	•	•	•	•	•	•	•	•	•	•	•	2017
0423	Magnolia Boro	Camden	•	•	•	•	•	•	•	•	•	•	•	•	•	•	•	2023
0424	Merchantville Boro	Camden	•	•	•	•	•	•	•	•	•	•	•	•	•	•	•	2023
0425	Mt Ephraim Boro	Camden	•	•	•	•	•	•	•	•	•	•	•	•	•	•	•	2026
0426	Oaklyn Boro	Camden	•	•	•	•	•	•	•	•	•	•	•	•	•	•	•	2015
0427	Pennsauken Tp	Camden	•	•	•	•	•	•	•	•	•	•	•	•	•	•	•	2018
0428	Pine Hill Boro	Camden	•	•	•	•	•	•	•	•	•	•	•	•	•	•	•	2024
0430	Runnemede Boro	Camden	•	•	•	•	•	•	•	•	•	•	•	•	•	•	•	2024
0431	Somerdale Boro	Camden	•	•	•	•	•	•	•	•	•	•	•	•	•	•	•	2020
0432	Stratford Boro	Camden	•	•	•	•	•	•	•	•	•	•	•	•	•	•	•	2014
0434	Voorhees Tp	Camden	•	•	•	•	•	•	•	•	•	•	•	•	•	•	•	2026
0435	Waterford Tp	Camden	•	•	•	•	•	•	•	•	•	•	•	•	•	•	•	2027
0436	Winslow Tp	Camden	•	•	•	•	•	•	•	•	•	•	•	•	•	•	•	2023
0437	Woodlynne Boro	Camden	•	•	•	•	•	•	•	•	•	•	•	•	•	•	•	2018
0501	Avalon Boro	Cape May	•	•	•	•	•	•	•	•	•	•	•	•	•	•	•	2022
0502	Cape May City	Cape May	•	•	•	•	•	•	•	•	•	•	•	•	•	•	•	2026
0504	Dennis Tp	Cape May	•	•	•	•	•	•	•	•	•	•	•	•	•	•	•	2026
0505	Lower Tp	Cape May	•	•	•	•	•	•	•	•	•	•	•	•	•	•	•	2024
0506	Middle Tp	Cape May	•	•	•	•	•	•	•	•	•	•	•	•	•	•	•	2025
0507	N Wildwood	Cape May	•	•	•	•	•	•	•	•	•	•	•	•	•	•	•	2025
0508	Ocean City	Cape May	•	•	•	•	•	•	•	•	•	•	•	•	•	•	•	2027
0509	Sea Isle City	Cape May	•	•	•	•	•	•	•	•	•	•	•	•	•	•	•	2023
0510	Stone Harbor Boro	Cape May	•	•	•	•	•	•	•	•	•	•	•	•	•	•	•	2015
0511	Upper Tp	Cape May	•	•	•	•	•	•	•	•	•	•	•	•	•	•	•	2023
0513	W Wildwood Boro	Cape May	•	•	•	•	•	•	•	•	•	•	•	•	•	•	•	2025
0514	Wildwood City	Cape May	•	•	•	•	•	•	•	•	•	•	•	•	•	•	•	2025
0515	Wildwood Crest Boro	Cape May	•	•	•	•	•	•	•	•	•	•	•	•	•	•	•	2026
0601	Bridgeton	Cumberland	•	•	•	•	•	•	•	•	•	•	•	•	•	•	•	2024
0602	Commercial Tp	Cumberland	•	•	•	•	•	•	•	•	•	•	•	•	•	•	•	2024
0604	Downe Tp	Cumberland	•	•														2011
0605	Fairfield Township	Cumberland																N/A
0609	Maurice River Tp	Cumberland	•	•	•	•	•	•	•	•	•	•	•	•	•	•	•	2025
0610	Millville	Cumberland	•	•	•	•	•	•	•	•	•	•	•	•	•	•	•	2023
0613	Upper Deerfield Tp	Cumberland	•	•	•	•	•	•	•	•	•	•	•	•	•	•	•	2015
0614	Vineland	Cumberland	•	•	•	•	•	•	•	•	•	•	•	•	•	•	•	2029
0701	Belleville Tp	Essex	•	•	•	•	•	•	•	•	•	•	•	•	•	•	•	2014
0702	Bloomfield Tp	Essex	•	•	•	•	•	•	•	•	•	•	•	•	•	•	•	2021


 Municipalities with no union contracts listed on PERC's website (5).

 Municipalities with no listed union contracts on PERC's website since 2009 (12).

Municipalities Reviewed by the
Office of the State Comptroller


Municipal Code	Municipality	County	2010	2011	2012	2013	2014	2015	2016	2017	2018	2019	2020	2021	2022	2023	Current	Expiration of most recent contract
0703	Caldwell Boro Tp	Essex																1992
0704	Cedar Grove Tp	Essex																1998
0705	E Orange	Essex	•	•	•	•	•	•	•	•	•							2018
0706	Essex Fells Boro	Essex	•	•	•	•	•	•	•	•	•	•	•	•				2021
0707	Fairfield Tp	Essex	•	•	•	•	•	•	•	•	•	•	•	•	•	•		2023
0708	Glen Ridge Boro	Essex	•	•	•	•	•	•	•	•	•	•	•	•	•	•	•	2025
0709	Irvington Tp	Essex	•	•	•	•	•	•	•	•	•	•	•	•				2021
0710	Livingston Tp	Essex	•	•	•	•	•	•	•	•	•	•	•	•				2021
0711	Maplewood Tp	Essex	•	•	•	•	•	•	•	•	•	•	•	•	•	•		2023
0712	Millburn Tp	Essex	•	•	•	•	•	•	•	•	•	•	•	•	•	•	•	2026
0713	Montclair Tp	Essex	•	•	•	•	•	•	•	•	•	•	•	•	•	•	•	2027
0714	Newark	Essex	•	•	•	•	•	•	•	•	•	•	•	•	•			2022
0715	N Caldwell Boro	Essex	•	•	•	•	•											2014
0716	Nutley Tp	Essex	•	•	•	•	•	•	•	•	•	•	•					2020
0717	Orange Tp City	Essex	•	•	•	•	•	•	•	•	•	•	•					2020
0718	Roseland Boro	Essex	•	•	•	•	•	•	•	•	•	•	•	•	•	•	•	2026
0719	S Orange Village Tp	Essex	•	•	•	•	•	•	•	•	•	•	•	•	•	•		2023
0720	Verona Tp	Essex	•	•	•	•	•	•	•	•	•	•	•	•	•	•	•	2024
0721	W Caldwell Tp	Essex	•	•	•	•	•	•	•	•	•	•	•	•	•	•		2023
0722	W Orange Tp	Essex	•	•	•	•	•	•	•	•	•	•	•	•	•	•		2023
0801	Clayton Boro	Gloucester	•	•	•	•	•	•	•	•	•	•	•	•	•	•	•	2025
0802	Deptford Tp	Gloucester	•	•	•	•	•	•	•	•	•	•	•	•	•	•	•	2024
0803	E Greenwich Tp	Gloucester	•	•	•	•	•											2014
0804	Elk Tp	Gloucester	•	•	•	•	•	•	•	•	•	•						2019
0805	Franklin Tp	Gloucester	•	•	•	•	•	•	•	•	•	•	•	•	•	•	•	2025
0806	Glassboro Boro	Gloucester	•	•	•	•	•	•	•	•	•	•	•	•	•	•	•	2026
0807	Greenwich Tp	Gloucester	•	•	•	•	•	•	•	•								2017
0808	Harrison Tp	Gloucester	•	•	•	•	•	•	•	•	•	•	•	•	•	•	•	2025
0809	Logan Tp	Gloucester																2008
0810	Mantua Tp	Gloucester	•	•	•	•	•	•	•	•	•	•						2019
0811	Monroe Tp	Gloucester	•	•	•	•	•	•	•	•	•	•	•	•	•	•	•	2025
0814	Paulsboro Boro	Gloucester	•	•	•	•	•	•	•	•	•	•	•					2020
0815	Pitman Boro	Gloucester	•	•	•	•	•	•	•	•	•	•						2019
0817	Swedesboro Boro	Gloucester	•	•	•	•	•	•	•	•	•	•	•	•	•			2022
0818	Washington Tp	Gloucester	•	•	•	•	•	•	•	•	•	•	•	•	•	•	•	2026
0820	W Deptford Tp	Gloucester	•	•	•	•	•	•	•	•	•	•	•	•	•	•	•	2025
0821	Westville Boro	Gloucester	•	•	•	•	•	•										2015
0822	Woodbury	Gloucester	•	•	•	•	•	•	•	•	•	•						2019
0823	Woodbury Hgts Boro	Gloucester	•	•	•	•	•	•	•	•	•	•	•	•	•	•	•	2024
0824	Woolwich Tp	Gloucester	•	•	•	•	•	•	•	•	•	•	•	•	•	•	•	2025
0901	Bayonne	Hudson	•	•	•	•	•	•	•	•	•	•	•	•	•	•	•	2026
0902	E Newark Boro	Hudson	•	•	•	•	•	•	•	•	•	•	•	•	•			2022
0903	Guttenberg	Hudson	•	•	•	•	•	•	•	•	•	•	•	•	•	•		2023


 Municipalities with no union contracts listed on PERC's website (5).

 Municipalities with no listed union contracts on PERC's website since 2009 (12).

**Municipalities Reviewed by the
Office of the State Comptroller**


Municipal Code	Municipality	County	2010	2011	2012	2013	2014	2015	2016	2017	2018	2019	2020	2021	2022	2023	Current	Expiration of most recent contract
0904	Harrison	Hudson	•	•	•	•	•	•	•	•	•	•	•	•	•	•	•	2026
0905	Hoboken	Hudson	•	•	•	•	•	•	•	•	•	•	•	•	•	•	•	2024
0906	Jersey City	Hudson	•	•	•	•	•	•	•	•	•	•	•	•	•	•	•	2020
0907	Kearny	Hudson	•	•	•	•	•	•	•	•	•	•	•	•	•	•	•	2014
0908	N Bergen Tp	Hudson	•	•	•	•	•	•	•	•	•	•	•	•	•	•	•	2023
0909	Secaucus	Hudson	•	•	•	•	•	•	•	•	•	•	•	•	•	•	•	2025
0910	Union City	Hudson	•	•	•	•	•	•	•	•	•	•	•	•	•	•	•	2020
0911	Weehawken Tp	Hudson	•	•	•	•	•	•	•	•	•	•	•	•	•	•	•	2026
0912	W New York	Hudson	•	•	•	•	•	•	•	•	•	•	•	•	•	•	•	2025
1001	Alexandria Tp	Hunterdon	•	•	•	•	•	•	•	•	•	•	•	•	•	•	•	2015
1002	Bethlehem Tp	Hunterdon	•	•	•	•	•	•	•	•	•	•	•	•	•	•	•	2024
1005	Clinton	Hunterdon	•	•	•	•	•	•	•	•	•	•	•	•	•	•	•	2025
1006	Clinton Tp	Hunterdon	•	•	•	•	•	•	•	•	•	•	•	•	•	•	•	2024
1007	Delaware Tp	Hunterdon	•	•	•	•	•	•	•	•	•	•	•	•	•	•	•	2017
1009	Flemington Boro	Hunterdon	•	•	•	•	•	•	•	•	•	•	•	•	•	•	•	2022
1010	Franklin Tp	Hunterdon	•	•	•	•	•	•	•	•	•	•	•	•	•	•	•	2021
1011	Frenchtown Boro	Hunterdon	•	•	•	•	•	•	•	•	•	•	•	•	•	•	•	2019
1014	High Bridge Boro	Hunterdon	•	•	•	•	•	•	•	•	•	•	•	•	•	•	•	2024
1015	Holland Tp	Hunterdon	•	•	•	•	•	•	•	•	•	•	•	•	•	•	•	2025
1016	Kingwood Tp	Hunterdon	•	•	•	•	•	•	•	•	•	•	•	•	•	•	•	2022
1019	Lambertville	Hunterdon	•	•	•	•	•	•	•	•	•	•	•	•	•	•	•	2021
1017	Lebanon Tp	Hunterdon	•	•	•	•	•	•	•	•	•	•	•	•	•	•	•	2021
1021	Raritan Tp	Hunterdon	•	•	•	•	•	•	•	•	•	•	•	•	•	•	•	2024
1022	Readington Tp	Hunterdon	•	•	•	•	•	•	•	•	•	•	•	•	•	•	•	2023
1024	Tewksbury Tp	Hunterdon	•	•	•	•	•	•	•	•	•	•	•	•	•	•	•	2024
1025	Union Tp	Hunterdon	•	•	•	•	•	•	•	•	•	•	•	•	•	•	•	2012
1026	W Amwell Tp	Hunterdon	•	•	•	•	•	•	•	•	•	•	•	•	•	•	•	2023
1101	E Windsor Tp	Mercer	•	•	•	•	•	•	•	•	•	•	•	•	•	•	•	2017
1102	Ewing Tp	Mercer	•	•	•	•	•	•	•	•	•	•	•	•	•	•	•	2028
1103	Hamilton Tp	Mercer	•	•	•	•	•	•	•	•	•	•	•	•	•	•	•	2024
1104	Hightstown Boro	Mercer	•	•	•	•	•	•	•	•	•	•	•	•	•	•	•	2021
1106	Hopewell Tp	Mercer	•	•	•	•	•	•	•	•	•	•	•	•	•	•	•	2026
1107	Lawrence Tp	Mercer	•	•	•	•	•	•	•	•	•	•	•	•	•	•	•	2024
1108	Pennington Boro	Mercer	•	•	•	•	•	•	•	•	•	•	•	•	•	•	•	2024
1111	Robbinsville Tp	Mercer	•	•	•	•	•	•	•	•	•	•	•	•	•	•	•	2026
1112	Trenton	Mercer	•	•	•	•	•	•	•	•	•	•	•	•	•	•	•	2023
1113	W Windsor Tp	Mercer	•	•	•	•	•	•	•	•	•	•	•	•	•	•	•	2022
1114	Princeton	Mercer	•	•	•	•	•	•	•	•	•	•	•	•	•	•	•	2025
1201	Carteret Boro	Middlesex	•	•	•	•	•	•	•	•	•	•	•	•	•	•	•	2022
1202	Cranbury Tp	Middlesex	•	•	•	•	•	•	•	•	•	•	•	•	•	•	•	2026
1203	Dunellen Boro	Middlesex	•	•	•	•	•	•	•	•	•	•	•	•	•	•	•	2028
1204	E Brunswick Tp	Middlesex	•	•	•	•	•	•	•	•	•	•	•	•	•	•	•	2026
1205	Edison Tp	Middlesex	•	•	•	•	•	•	•	•	•	•	•	•	•	•	•	2023


 Municipalities with no union contracts listed on PERC's website (5).

 Municipalities with no listed union contracts on PERC's website since 2009 (12).

**Municipalities Reviewed by the
Office of the State Comptroller**


Municipal Code	Municipality	County	2010	2011	2012	2013	2014	2015	2016	2017	2018	2019	2020	2021	2022	2023	Current	Expiration of most recent contract
1206	Helmetta Boro	Middlesex	•	•	•	•	•											2014
1207	Highland Park Boro	Middlesex	•	•	•	•	•	•	•	•	•	•	•	•	•	•	•	2026
1208	Jamesburg Boro	Middlesex	•	•	•	•	•	•	•	•	•	•	•	•	•	•	•	2023
1209	Old Bridge Tp	Middlesex	•	•	•	•	•	•	•	•	•	•	•	•	•	•	•	2024
1210	Metuchen Boro	Middlesex	•	•	•	•	•	•	•	•	•	•	•	•	•	•	•	2026
1211	Middlesex Boro	Middlesex	•	•	•	•	•	•	•	•	•	•	•	•	•	•	•	2024
1212	Milltown Boro	Middlesex	•	•	•	•	•	•	•	•	•	•						2019
1213	Monroe Tp	Middlesex	•	•	•	•	•	•	•	•	•	•	•	•	•			2022
1214	New Brunswick	Middlesex	•	•	•	•	•	•	•	•	•	•	•	•	•	•	•	2025
1215	N Brunswick Tp	Middlesex	•	•	•	•	•	•	•	•								2017
1216	Perth Amboy	Middlesex	•	•	•	•	•	•	•	•	•	•	•	•	•	•	•	2026
1217	Piscataway Tp	Middlesex	•	•	•	•	•	•	•	•	•	•	•	•	•	•	•	2025
1218	Plainsboro Tp	Middlesex	•	•	•	•	•	•	•	•	•	•	•	•	•			2022
1219	Sayreville Boro	Middlesex	•	•	•	•	•	•	•	•	•	•	•	•	•			2022
1220	S Amboy	Middlesex	•	•	•	•	•	•	•	•	•	•	•	•	•	•	•	2025
1221	S Brunswick Tp	Middlesex	•	•	•	•	•	•	•	•	•	•	•	•	•	•	•	2028
1222	S Plainfield Boro	Middlesex	•	•	•	•	•	•	•	•	•	•	•	•	•	•	•	2024
1223	S River Boro	Middlesex	•	•	•	•	•	•	•	•	•							2018
1224	Spotswood Boro	Middlesex	•	•	•	•	•	•	•	•	•	•	•	•	•	•		2023
1225	Woodbridge Tp	Middlesex	•	•	•	•	•	•	•	•	•	•	•					2020
1301	Allenhurst Boro	Monmouth	•	•	•	•	•	•	•	•	•	•	•	•	•	•	•	2026
1302	Allentown Boro	Monmouth	•	•	•	•	•	•	•	•	•	•	•	•	•	•	•	2025
1303	Asbury Park	Monmouth	•	•	•	•	•	•	•	•	•	•	•	•	•	•	•	2025
1304	Atlantic Highlands Boro	Monmouth	•	•	•	•	•	•	•	•	•	•	•	•	•	•	•	2025
1305	Avon-by-the-Sea Boro	Monmouth	•	•	•	•	•	•	•	•	•	•	•	•	•	•	•	2025
1306	Belmar Boro	Monmouth	•	•	•	•	•	•	•	•								2017
1307	Bradley Beach Boro	Monmouth	•	•	•	•	•	•	•	•	•	•	•	•	•			2022
1308	Brielle Boro	Monmouth	•	•	•	•	•	•	•	•	•	•	•	•	•	•	•	2026
1309	Colts Neck Tp	Monmouth	•	•	•	•	•	•	•	•	•	•	•	•	•	•	•	2026
1310	Deal Boro	Monmouth	•	•	•	•	•	•	•	•	•	•	•	•				2021
1311	Eatontown Boro	Monmouth	•	•	•	•	•	•	•	•	•	•	•	•	•	•		2023
1312	Englishtown Boro	Monmouth	•	•	•	•	•	•	•	•	•	•	•	•	•	•		2023
1313	Fair Haven Boro	Monmouth	•	•	•	•	•	•	•	•	•	•	•	•	•	•	•	2025
1315	Freehold Boro	Monmouth	•	•	•	•	•	•	•	•	•	•	•	•	•	•	•	2026
1316	Freehold Tp	Monmouth	•	•	•	•	•	•	•	•	•	•	•	•	•	•	•	2026
1317	Highlands Boro	Monmouth	•	•	•	•	•	•	•	•	•	•	•	•	•	•		2023
1318	Holmdel Tp	Monmouth	•	•	•	•	•	•	•	•	•	•	•	•	•	•	•	2027
1319	Howell Tp	Monmouth	•	•	•	•	•	•	•	•	•	•	•	•	•	•	•	2025
1320	Interlaken Boro	Monmouth																N/A
1321	Keansburg Boro	Monmouth	•	•	•	•	•	•	•	•								2017
1322	Keyport Boro	Monmouth	•	•	•	•	•	•	•	•	•	•	•	•	•	•		2023
1323	Little Silver Boro	Monmouth	•	•	•	•	•	•	•	•	•	•	•	•	•	•		2023
1325	Long Branch	Monmouth	•	•	•	•	•	•	•	•	•							2018


 Municipalities with no union contracts listed on PERC's website (5).

 Municipalities with no listed union contracts on PERC's website since 2009 (12).

**Municipalities Reviewed by the
Office of the State Comptroller**

Municipal Code	Municipality	County	2010	2011	2012	2013	2014	2015	2016	2017	2018	2019	2020	2021	2022	2023	Current	Expiration of most recent contract
1326	Manalapan Tp	Monmouth	•	•	•	•	•	•	•	•	•	•	•	•	•	•	•	2024
1327	Manasquan Boro	Monmouth	•	•	•	•	•	•	•	•	•	•	•	•	•	•	•	2025
1328	Marlboro Tp	Monmouth	•	•	•	•	•	•	•	•	•	•	•	•	•	•	•	2024
1329	Matawan Boro	Monmouth	•	•	•	•	•	•	•	•	•	•	•	•	•	•	•	2025
1330	Aberdeen Tp	Monmouth	•	•	•	•	•	•	•	•	•	•	•	•	•	•	•	2025
1331	Middletown Tp	Monmouth	•	•	•	•	•	•	•	•	•	•	•	•	•	•	•	2026
1332	Millstone Tp	Monmouth	•	•	•	•	•	•	•	•	•	•	•	•	•			2022
1333	Monmouth Beach Boro	Monmouth	•	•	•	•	•											2014
1334	Neptune Tp	Monmouth	•	•	•	•	•	•	•	•	•	•	•	•	•	•	•	2024
1335	Neptune City Boro	Monmouth	•	•	•	•	•	•	•	•	•	•	•					2020
1336	Tinton Falls Boro	Monmouth	•	•	•	•	•	•	•	•	•	•	•	•	•	•	•	2026
1337	Ocean Tp	Monmouth	•	•	•	•	•	•	•	•	•							2018
1338	Oceanport Boro	Monmouth	•	•	•	•	•	•	•	•	•	•	•	•	•	•	•	2025
1339	Hazlet Tp	Monmouth	•	•	•	•	•	•	•	•	•	•	•	•	•	•	•	2026
1340	Red Bank Boro	Monmouth	•	•	•	•	•	•	•	•	•	•	•					2020
1342	Rumson Boro	Monmouth	•	•	•	•	•	•	•	•	•	•	•	•	•	•		2023
1343	Sea Bright Boro	Monmouth	•	•	•	•	•	•	•	•	•	•	•	•	•	•	•	2025
1344	Sea Girt Boro	Monmouth	•	•	•	•	•	•	•	•	•	•	•	•	•	•	•	2027
1345	Shrewsbury Boro	Monmouth	•	•	•	•	•	•	•	•	•	•	•	•	•	•	•	2024
1347	Lake Como Boro	Monmouth	•	•	•	•	•	•										2015
1348	Spring Lake Boro	Monmouth	•	•	•	•	•	•	•	•	•							2018
1349	Spring Lake Hgts Boro	Monmouth	•	•	•	•	•	•	•	•	•							2018
1350	Union Beach Boro	Monmouth	•	•	•	•	•	•	•	•	•	•	•	•	•	•	•	2024
1351	Upper Freehold Tp	Monmouth	•	•	•	•	•	•	•	•	•							2018
1352	Wall Tp	Monmouth	•	•	•	•	•	•	•	•	•	•	•	•	•	•	•	2025
1353	W Long Branch Boro	Monmouth	•	•	•	•	•	•	•	•	•	•						2019
1401	Boonton	Morris	•	•	•	•	•	•	•	•	•	•	•	•	•	•	•	2029
1402	Boonton Tp	Morris	•	•	•	•	•	•	•	•	•	•	•	•	•	•	•	2023
1403	Butler Boro	Morris	•	•	•	•	•	•	•	•	•	•						2019
1404	Chatham Boro	Morris	•	•	•	•	•	•	•	•	•	•	•	•	•	•	•	2025
1405	Chatham Tp	Morris	•	•	•	•	•	•	•	•	•	•	•	•	•	•	•	2025
1407	Chester Tp	Morris	•	•	•	•	•	•	•	•	•	•	•	•	•	•	•	2024
1408	Denville Tp	Morris	•	•	•	•	•	•	•	•	•	•	•	•	•	•	•	2025
1409	Dover	Morris	•	•	•	•	•	•	•	•	•	•	•	•	•	•	•	2025
1410	E Hanover Tp	Morris	•	•	•	•	•	•	•	•	•	•	•	•	•	•	•	2023
1411	Florham Park Boro	Morris	•	•	•	•	•	•	•	•	•	•	•	•				2021
1412	Hanover Tp	Morris	•	•	•	•	•	•	•	•	•	•	•	•	•	•	•	2025
1413	Harding Tp	Morris	•	•	•	•	•	•	•	•	•	•	•	•	•	•	•	2025
1414	Jefferson Tp	Morris	•	•	•	•	•	•	•	•	•	•	•	•	•	•	•	2025
1415	Kinnelon Boro	Morris	•	•	•	•	•	•	•	•	•	•	•	•	•	•	•	2024
1416	Lincoln Park Boro	Morris	•	•	•	•	•	•	•	•	•	•	•	•	•	•	•	2026
1417	Madison Boro	Morris	•	•	•	•	•	•	•	•	•	•	•	•				2021
1418	Mendham Boro	Morris	•	•	•	•	•	•	•	•	•	•	•	•	•	•	•	2026

 Municipalities with no union contracts listed on PERC's website (5).

 Municipalities with no listed union contracts on PERC's website since 2009 (12).

**Municipalities Reviewed by the
Office of the State Comptroller**

Municipal Code	Municipality	County	2010	2011	2012	2013	2014	2015	2016	2017	2018	2019	2020	2021	2022	2023	Current	Expiration of most recent contract
1419	Mendham Tp	Morris	•	•	•	•	•	•	•	•	•	•	•	•	•	•	•	2024
1420	Mine Hill Tp	Morris	•	•	•													2012
1421	Montville Tp	Morris	•	•	•	•	•	•	•	•	•	•	•	•	•	•	•	2025
1422	Morris Tp	Morris	•	•	•	•	•	•	•	•	•	•	•	•	•	•	•	2025
1423	Morris Plains Boro	Morris	•	•	•	•	•	•	•	•	•	•	•	•	•	•	•	2025
1424	Morristown	Morris	•	•	•	•	•	•	•	•	•	•	•	•	•	•		2023
1425	Mountain Lakes Boro	Morris	•	•	•	•	•	•	•	•	•	•	•	•	•	•	•	2026
1426	Mt Arlington Boro	Morris	•	•	•	•	•	•	•	•	•	•	•	•	•	•		2023
1427	Mt Olive Tp	Morris	•	•	•	•	•	•	•	•	•	•	•	•	•	•	•	2024
1428	Netcong Boro	Morris	•	•	•	•	•	•	•									2016
1429	Parsippany-Troy Hills Tp	Morris	•	•	•	•	•	•	•	•	•	•	•	•	•			2022
1430	Long Hill Tp	Morris	•	•	•	•	•	•	•	•	•	•	•	•	•	•		2023
1431	Pequannock Tp	Morris	•	•	•	•	•	•	•	•	•	•	•	•	•	•		2023
1432	Randolph Tp	Morris	•	•	•	•	•	•	•	•	•	•	•	•	•	•		2023
1433	Riverdale Boro	Morris	•	•	•	•	•	•	•	•	•	•	•	•	•	•	•	2026
1434	Rockaway Boro	Morris	•	•	•	•	•	•	•	•	•	•	•	•				2021
1435	Rockaway Tp	Morris	•	•	•	•	•	•	•	•	•	•	•	•				2021
1436	Roxbury Tp	Morris	•	•	•	•	•	•	•	•	•	•	•	•	•	•	•	2024
1438	Washington Tp	Morris	•	•	•	•	•	•	•	•	•	•	•	•	•	•	•	2024
1439	Wharton Boro	Morris	•	•	•	•	•	•	•	•	•	•	•	•				2021
1501	Barneгат Light Boro	Ocean	•	•	•	•	•	•	•	•								2017
1502	Bay Head Boro	Ocean	•	•	•	•	•	•	•	•	•	•	•	•	•	•	•	2024
1503	Beach Haven Boro	Ocean	•	•	•	•	•	•	•	•	•	•	•	•	•	•	•	2025
1504	Beachwood Boro	Ocean	•	•	•	•	•	•	•	•	•	•	•	•	•	•	•	2024
1505	Berkeley Tp	Ocean	•	•	•	•	•	•	•	•	•	•	•	•	•	•		2023
1506	Brick Tp	Ocean	•	•	•	•	•	•	•	•	•	•	•	•	•	•	•	2026
1507	Toms River Tp	Ocean	•	•	•	•	•	•	•	•	•	•	•	•	•	•	•	2025
1509	Harvey Cedars Boro	Ocean	•	•	•	•	•	•	•	•	•	•	•	•	•	•	•	2024
1510	Island Hgts Boro	Ocean	•	•	•	•	•	•	•	•	•	•	•	•	•	•		2023
1511	Jackson Tp	Ocean	•	•	•	•	•	•	•	•	•	•	•	•	•	•		2023
1512	Lacey Tp	Ocean	•	•	•	•	•	•	•	•	•	•	•	•	•	•	•	2025
1513	Lakehurst Boro	Ocean	•	•	•	•	•	•	•	•	•	•	•	•	•	•		2023
1514	Lakewood Tp	Ocean	•	•	•	•	•	•	•	•	•	•	•	•	•	•	•	2026
1515	Lavallette Boro	Ocean	•	•	•	•	•	•	•	•	•	•	•	•	•	•	•	2024
1516	Little Egg Harbor Tp	Ocean	•	•	•	•	•	•	•	•	•	•						2019
1517	Long Beach Tp	Ocean	•	•	•	•	•	•	•	•	•	•	•	•	•	•		2023
1518	Manchester Tp	Ocean	•	•	•	•	•	•	•	•	•	•	•	•	•	•	•	2025
1519	Mantoloking Boro	Ocean	•	•	•	•	•	•	•	•	•	•	•	•	•	•	•	2026
1520	Ocean Tp	Ocean	•	•	•	•	•	•	•	•	•	•	•	•				2021
1521	Ocean Gate Boro	Ocean																1996
1522	Pine Beach Boro	Ocean	•	•	•	•	•	•	•									2016
1523	Plumsted Tp	Ocean	•	•	•	•	•	•	•	•	•	•	•	•	•	•	•	2024
1524	Pt Pleasant Boro	Ocean	•	•	•	•	•	•	•	•	•	•	•	•	•	•	•	2025



Municipalities with no union contracts
listed on PERC's website (5).



Municipalities with no listed union contracts
on PERC's website since 2009 (12).

Municipalities Reviewed by the
Office of the State Comptroller


Municipal Code	Municipality	County	2010	2011	2012	2013	2014	2015	2016	2017	2018	2019	2020	2021	2022	2023	Current	Expiration of most recent contract
1525	Pt Pleasant Beach Boro	Ocean	•	•	•	•	•	•	•	•	•	•	•	•	•	•		2023
1526	Seaside Hgts Boro	Ocean	•	•	•	•	•	•	•	•	•	•	•					2020
1527	Seaside Park Boro	Ocean	•	•	•	•	•	•	•	•	•	•	•	•	•	•	•	2025
1528	Ship Bottom Boro	Ocean																1998
1529	S Toms River Boro	Ocean	•	•	•	•	•	•	•	•								2017
1530	Stafford Tp	Ocean	•	•	•	•	•	•	•	•	•	•	•	•	•	•	•	2024
1531	Surf City Boro	Ocean	•	•	•	•	•	•	•	•	•	•	•	•	•	•		2023
1532	Tuckerton Boro	Ocean	•	•	•	•	•											2014
1533	Barnegat Tp	Ocean	•	•	•	•	•	•	•	•	•	•	•	•				2021
1601	Bloomingtondale Boro	Passaic	•	•	•	•	•	•	•	•	•	•	•	•	•	•	•	2024
1602	Clifton	Passaic	•	•	•	•	•	•	•	•	•	•	•	•	•	•	•	2025
1603	Haledon Boro	Passaic	•	•	•	•	•	•	•	•	•	•	•	•	•	•	•	2025
1604	Hawthorne Boro	Passaic	•	•	•	•	•	•	•	•	•	•	•	•	•	•	•	2026
1605	Little Falls Tp	Passaic	•	•	•	•	•	•	•	•	•	•						2019
1606	N Haledon Boro	Passaic	•	•	•	•	•	•	•	•	•	•	•	•	•			2022
1607	Passaic	Passaic	•	•	•	•	•	•	•	•	•	•						2019
1608	Paterson	Passaic	•	•	•	•	•	•	•	•	•	•	•	•	•	•	•	2024
1609	Pompton Lakes Boro	Passaic	•	•	•	•	•	•	•	•	•	•	•	•	•	•		2023
1610	Prospect Park Boro	Passaic	•	•	•	•	•	•	•	•	•	•	•	•	•			2022
1611	Ringwood Boro	Passaic	•	•	•	•	•	•	•									2016
1612	Totowa Boro	Passaic	•	•	•	•	•	•	•	•	•	•	•	•	•	•	•	2024
1613	Wanaque Boro	Passaic	•	•	•	•	•	•	•	•	•	•	•	•	•	•	•	2024
1614	Wayne Tp	Passaic	•	•	•	•	•	•	•	•	•	•	•	•	•			2022
1615	W Milford Tp	Passaic	•	•	•	•	•	•	•	•	•	•	•	•	•	•	•	2023
1616	Woodland Park Boro	Passaic	•	•	•	•	•	•	•	•	•	•	•	•	•	•	•	2025
1704	Lower Alloways Creek Tp	Salem	•	•	•	•	•	•	•	•	•	•	•	•	•	•	•	2024
1707	Penns Grove Boro	Salem	•	•	•	•	•	•	•	•	•	•	•	•	•	•	•	2024
1708	Pennsville Tp	Salem	•	•	•	•	•	•	•									2016
1710	Pittsgrove Tp	Salem																N/A
1712	Salem	Salem	•	•	•	•	•	•	•	•	•	•	•	•	•	•	•	2025
1713	Carneys Point Tp	Salem	•	•	•	•	•	•	•	•	•	•						2019
1715	Woodstown Boro	Salem	•	•	•	•	•	•	•	•	•	•	•	•	•	•	•	2026
1801	Bedminster Tp	Somerset	•	•	•	•	•	•	•	•	•							2018
1802	Bernards Tp	Somerset	•	•	•	•	•	•	•	•	•	•	•	•	•	•	•	2025
1803	Bernardsville Boro	Somerset	•	•	•	•	•	•	•	•	•	•	•	•	•	•		2023
1804	Bound Brook Boro	Somerset	•	•	•	•	•	•	•	•	•	•	•	•	•	•	•	2024
1805	Branchburg Tp	Somerset	•	•	•	•	•	•	•	•	•	•						2019
1806	Bridgewater Tp	Somerset	•	•	•	•	•	•	•	•	•							2018
1807	Far Hills Boro	Somerset	•	•	•	•	•	•	•	•	•	•	•	•	•	•		2023
1808	Franklin Tp	Somerset	•	•	•	•	•	•										2015
1809	Green Brook Tp	Somerset	•	•	•	•	•	•	•	•	•	•	•	•	•	•	•	2023
1810	Hillsborough Tp	Somerset	•	•	•	•	•	•	•	•	•	•	•	•	•	•	•	2026
1811	Manville Boro	Somerset	•	•	•	•	•	•										2015


Municipalities with no union contracts
listed on PERC's website (5).

Municipalities with no listed union contracts
on PERC's website since 2009 (12).

**Municipalities Reviewed by the
Office of the State Comptroller**


Municipal Code	Municipality	County	2010	2011	2012	2013	2014	2015	2016	2017	2018	2019	2020	2021	2022	2023	Current	Expiration of most recent contract
1813	Montgomery Tp	Somerset	•	•	•	•	•	•	•	•	•	•	•	•	•			2022
1814	N Plainfield Boro	Somerset	•	•	•	•	•	•	•	•	•	•						2019
1815	Peapack-Gladstone Boro	Somerset	•	•	•	•	•	•	•	•	•	•	•	•				2021
1816	Raritan Boro	Somerset	•	•	•	•	•	•	•	•	•	•	•	•	•	•	•	2024
1817	Rocky Hill Boro	Somerset																N/A
1818	S Bound Brook Boro	Somerset	•	•	•	•	•	•	•	•	•	•	•	•	•	•	•	2026
1819	Somerville Boro	Somerset	•	•	•	•	•	•	•	•	•	•	•	•	•			2022
1820	Warren Tp	Somerset	•	•	•	•	•	•										2015
1821	Watchung Boro	Somerset	•	•	•	•	•	•	•	•	•	•	•	•	•	•	•	2024
1901	Andover Tp	Sussex	•	•	•	•	•	•						•	•			2015
1904	Byram Tp	Sussex	•	•	•	•	•	•	•	•	•	•	•	•	•	•	•	2026
1905	Frankford Tp	Sussex																2008
1906	Franklin Boro	Sussex	•	•	•	•	•	•	•	•	•	•	•	•	•	•	•	2025
1909	Hamburg Boro	Sussex	•	•	•	•	•	•	•	•	•	•	•	•	•	•	•	2027
1911	Hardyston Tp	Sussex	•	•	•	•	•	•	•	•	•	•	•	•	•	•	•	2024
1912	Hopatcong Boro	Sussex	•	•	•	•	•	•	•	•	•	•	•	•	•	•	•	2025
1915	Newton	Sussex	•	•	•	•	•	•	•	•	•	•	•	•				2021
1916	Ogdensburg Boro	Sussex	•	•	•	•	•	•	•	•	•	•	•	•	•	•	•	2026
1918	Sparta Tp	Sussex	•	•	•	•	•	•	•	•								2017
1919	Stanhope Boro	Sussex	•	•	•	•	•	•	•	•	•	•	•					2020
1920	Stillwater Tp	Sussex	•	•	•													2012
1921	Sussex Boro	Sussex	•	•	•	•	•	•										2015
1922	Vernon Tp	Sussex	•	•	•	•	•	•	•	•	•	•	•					2020
1924	Wantage Tp	Sussex	•	•	•	•	•	•	•	•	•	•	•	•				2021
2001	Berkeley Hgts Tp	Union	•	•	•	•	•	•	•	•	•	•	•	•	•	•	•	2026
2002	Clark Tp	Union	•	•	•	•	•	•	•	•	•	•	•	•	•	•	•	2024
2003	Cranford Tp	Union	•	•	•	•	•	•	•	•	•	•	•	•	•	•	•	2025
2004	Elizabeth	Union	•	•	•	•	•	•	•	•	•	•	•	•	•			2022
2005	Fanwood Boro	Union	•	•	•	•	•	•	•	•	•	•	•	•	•	•	•	2025
2006	Garwood Boro	Union	•	•	•	•	•	•	•	•	•	•	•	•	•	•	•	2024
2007	Hillside Tp	Union	•	•	•	•	•	•	•	•								2017
2008	Kenilworth Boro	Union	•	•	•	•	•	•	•	•	•	•	•	•	•	•	•	2023
2009	Linden	Union	•	•	•	•	•	•	•	•	•	•	•	•	•	•	•	2023
2010	Mountainside Boro	Union	•	•	•	•	•	•	•	•	•	•	•	•	•	•	•	2026
2011	New Providence Boro	Union	•	•	•	•	•	•	•	•	•	•	•	•	•			2022
2012	Plainfield	Union	•	•	•	•	•	•	•	•	•	•	•	•				2021
2013	Rahway	Union	•	•	•	•	•	•	•	•	•	•	•	•	•	•	•	2024
2014	Roselle Boro	Union	•	•	•	•	•	•	•	•	•	•	•	•	•			2022
2015	Roselle Park Boro	Union	•	•	•	•	•	•	•	•	•	•						2019
2016	Scotch Plains Tp	Union	•	•	•	•	•	•	•	•	•	•	•	•	•	•	•	2024
2017	Springfield Tp	Union	•	•	•	•	•	•	•	•	•	•	•	•	•			2022
2018	Summit	Union	•	•	•	•	•	•	•	•	•	•	•	•	•	•	•	2026
2019	Union Tp	Union	•	•	•	•	•	•	•	•	•							2018


 Municipalities with no union contracts listed on PERC's website (5).

 Municipalities with no listed union contracts on PERC's website since 2009 (12).

Municipalities Reviewed by the
Office of the State Comptroller


Municipal Code	Municipality	County	2010	2011	2012	2013	2014	2015	2016	2017	2018	2019	2020	2021	2022	2023	Current	Expiration of most recent contract
2020	Westfield	Union	•	•	•	•	•	•	•	•	•	•	•	•	•	•	•	2026
2021	Winfield Tp	Union	•	•	•	•	•	•	•	•	•							2018
2102	Alpha Boro	Warren	•	•	•	•	•	•	•	•	•	•	•	•	•			2022
2103	Belvidere	Warren	•	•	•	•	•											2014
2104	Blairstown Tp	Warren																2001
2107	Greenwich Tp	Warren	•	•	•	•	•	•	•	•	•	•	•	•	•			2022
2108	Hackettstown	Warren	•	•	•	•	•	•	•	•	•	•	•	•				2021
2112	Independence Tp	Warren																1999
2115	Lopatcong Tp	Warren	•	•	•	•	•	•	•	•	•	•	•	•	•	•	•	2025
2116	Mansfield Township	Warren																N/A
2117	Oxford Tp	Warren	•	•	•	•	•	•	•	•	•	•	•	•	•			2022
2119	Phillipsburg	Warren	•	•	•	•	•	•	•	•	•	•	•					2020
2120	Pohatcong Tp	Warren	•	•	•	•	•	•	•	•	•	•	•	•	•	•	•	2025
2121	Washington Boro	Warren	•	•	•	•	•	•	•	•	•	•	•	•	•	•	•	2024
2122	Washington Tp	Warren	•	•	•	•	•	•	•	•	•	•	•	•	•	•	•	2025


 Municipalities with no union contracts listed on PERC's website (5).

 Municipalities with no listed union contracts on PERC's website since 2009 (12).

**School Districts Reviewed by the
Office of the State Comptroller**


School District ID	School District Name	County	2010	2011	2012	2013	2014	2015	2016	2017	2018	2019	2020	2021	2022	2023	Current	Expiration of most recent contract
0010	Absecon School District	Atlantic	•	•	•													2012
0110	Atlantic City School District	Atlantic	•	•	•	•	•	•	•	•	•	•	•	•	•			2022
0125	Atlantic Cty Spec Serv School District	Atlantic	•	•	•	•	•	•	•	•	•	•	•	•	•			2022
0120	Atlantic Cty V/T School District	Atlantic	•	•	•	•	•	•	•	•	•	•	•	•	•			2022
0570	Brigantine School District	Atlantic	•	•	•	•	•	•	•	•	•	•	•	•	•	•	•	2024
0590	Buena Reg School District	Atlantic	•	•	•	•	•	•	•	•	•	•	•					2020
1300	Egg Harbor City School District	Atlantic	•	•	•	•	•	•	•									2016
1310	Egg Harbor Tp School District	Atlantic	•	•	•	•	•	•	•	•	•	•	•	•				2021
1410	Estell Manor School District	Atlantic	•	•	•	•	•											2014
1540	Folsom School District	Atlantic	•	•	•	•	•	•	•	•	•	•	•	•	•	•	•	2025
1690	Galloway Tp School District	Atlantic	•	•	•	•	•	•	•	•	•	•						2019
1790	Greater Egg Harbor Reg School District	Atlantic	•	•	•	•	•											2014
1940	Hamilton Tp School District	Atlantic	•	•	•	•	•	•	•	•								2017
1960	Hammonton School District	Atlantic																2008
2680	Linwood School District	Atlantic	•	•	•	•	•	•	•	•	•	•	•	•	•			2022
2910	Mainland Reg School District	Atlantic	•	•	•	•	•	•	•	•	•	•	•					2020
3020	Margate School District	Atlantic	•	•	•	•	•	•	•	•								2017
3480	Mullica Tp School District	Atlantic	•	•	•	•	•	•	•	•	•	•	•	•				2021
3720	Northfield School District	Atlantic																2007
4180	Pleasantville School District	Atlantic	•	•	•	•	•	•	•	•								2017
4240	Port Republic School District	Atlantic	•															2010
4800	Somers Point School District	Atlantic	•	•	•	•	•	•	•	•	•	•	•	•	•			2022
5350	Ventnor School District	Atlantic	•	•	•	•	•	•	•	•	•							2018
5760	Weymouth Tp School District	Atlantic																1978
0040	Allendale School District	Bergen	•	•	•	•	•	•	•									2016
0080	Alpine School District	Bergen	•	•	•	•	•	•	•									2016
0285	Bergen Cty Spec Serv School District	Bergen	•	•	•	•	•	•										2015
0290	Bergen Cty V/T School District	Bergen	•	•	•	•	•	•										2015
0300	Bergenfield School District	Bergen	•	•	•	•	•	•	•	•	•	•	•	•	•	•		2023
0440	Bogota School District	Bergen	•	•	•	•	•	•	•	•	•	•	•	•	•	•	•	2026
0740	Carlstadt School District	Bergen	•	•	•	•	•	•	•	•	•							2018
0745	Carlstadt-E Rutherford Reg HS School District	Bergen	•	•	•	•	•	•	•	•	•	•	•	•	•	•	•	2025
0890	Cliffside Park School District	Bergen	•	•	•	•	•	•	•	•	•							2018
0930	Closter School District	Bergen	•	•	•	•	•	•	•	•	•	•	•	•	•	•	•	2026
0990	Cresskill School District	Bergen																2009
1070	Demarest School District	Bergen	•	•	•	•	•	•	•	•	•	•	•	•	•	•		2023
1130	Dumont School District	Bergen	•	•	•	•	•	•	•	•	•	•	•	•	•	•	•	2024
1230	E Rutherford School District	Bergen	•	•	•	•	•	•										2015
1270	Edgewater School District	Bergen																1982
1345	Elmwood Park School District	Bergen	•	•	•	•	•	•	•	•	•	•	•	•	•	•	•	2024
1360	Emerson School District	Bergen	•	•	•	•	•	•	•	•	•	•	•	•	•	•	•	2025
1380	Englewood Cliffs School District	Bergen	•	•	•	•	•	•	•	•	•	•	•	•	•			2022
1370	Englewood School District	Bergen	•	•	•	•	•	•	•	•	•							2018
1450	Fair Lawn School District	Bergen	•															2010
1470	Fairview School District	Bergen	•	•	•	•	•											2014
1550	Fort Lee School District	Bergen	•	•	•	•	•	•	•									2016
1580	Franklin Lakes School District	Bergen	•	•	•	•	•	•	•	•								2017
1700	Garfield School District	Bergen																1990
1760	Glen Rock School District	Bergen	•	•	•	•	•	•	•	•	•	•	•	•	•	•	•	2024
1860	Hackensack School District	Bergen	•	•	•	•	•	•	•	•	•	•	•	•	•			2022
2050	Harrington Park School District	Bergen																2005


 School districts with no union contracts listed on PERC's website (6).

 School districts with no listed union contracts on PERC's website since 2009 (69).

**School Districts Reviewed by the
Office of the State Comptroller**


School District ID	School District Name	County	2010	2011	2012	2013	2014	2015	2016	2017	2018	2019	2020	2021	2022	2023	Current	Expiration of most recent contract
2080	Hasbrouck Hgts School District	Bergen																2009
2090	Haworth School District	Bergen																2006
2180	Hillsdale School District	Bergen	•	•	•	•	•	•	•	•								2017
2200	Ho-Ho-Kus School District	Bergen	•	•	•	•	•	•										2015
2620	Leonia School District	Bergen	•	•	•	•	•											2014
2710	Little Ferry School District	Bergen	•	•	•	•	•	•	•	•	•	•						2019
2740	Lodi School District	Bergen	•	•	•	•	•	•	•	•	•	•	•					2020
2860	Lyndhurst Tp School District	Bergen	•	•	•	•	•	•	•	•	•	•	•					2020
2900	Mahwah Tp School District	Bergen	•	•	•	•	•	•	•	•	•	•	•	•	•	•		2023
3060	Maywood School District	Bergen	•	•	•	•	•											2014
3170	Midland Park School District	Bergen	•	•	•	•	•	•	•	•								2017
3330	Montvale School District	Bergen	•	•	•	•	•	•	•	•	•	•						2019
3350	Moonachie School District	Bergen	•	•	•	•	•	•	•	•								2016
3700	N Highlands Reg School District	Bergen	•	•	•	•	•	•	•	•	•	•	•	•				2021
3600	North Arlington School District	Bergen																N/A
3710	N Valley Reg School District	Bergen	•	•	•	•	•	•	•	•	•							2018
3550	New Milford School District	Bergen	•	•	•	•	•	•	•	•	•	•						2019
3730	Northvale School District	Bergen	•	•	•	•	•	•	•	•	•	•						2019
3740	Norwood School District	Bergen	•	•	•	•	•	•	•									2016
3760	Oakland School District	Bergen	•															2010
3850	Old Tappan School District	Bergen	•	•	•	•	•	•	•	•	•	•	•	•				2021
3870	Oradell School District	Bergen																2006
3910	Palisades Park School District	Bergen	•	•	•	•	•	•	•	•	•	•	•	•	•			2022
3930	Paramus School District	Bergen	•	•	•	•	•	•	•	•	•	•	•	•	•	•	•	2026
3940	Park Ridge School District	Bergen	•	•	•	•	•	•	•	•	•	•	•					2020
3960	Pascack Valley Reg School District	Bergen	•	•	•	•	•	•	•	•	•	•	•	•				2021
4300	Ramapo-Indian Hills School District	Bergen	•	•	•	•	•	•	•	•	•	•	•	•	•			2022
4310	Ramsey School District	Bergen	•	•														2011
4380	Ridgefield Park School District	Bergen	•	•	•	•	•	•	•	•	•	•	•	•				2021
4370	Ridgefield School District	Bergen	•	•	•													2012
4390	Ridgewood School District	Bergen	•	•	•	•	•	•	•	•	•							2018
4405	River Dell Reg School District	Bergen	•	•	•	•	•	•	•	•	•	•	•	•	•			2022
4410	River Edge School District	Bergen	•	•	•	•	•	•	•	•	•	•	•	•	•	•	•	2027
4430	River Vale School District	Bergen	•	•	•	•	•	•	•	•	•	•	•	•				2021
4470	Rochelle Park School District	Bergen	•	•	•	•	•	•	•	•	•	•						2019
4600	Rutherford School District	Bergen	•	•														2011
4845	S Bergen Jointure Comm'n	Bergen	•	•	•	•	•	•	•	•	•	•	•	•	•	•		2023
4870	S Hackensack School District	Bergen																2008
4610	Saddle Brook School District	Bergen	•	•	•	•	•	•	•	•	•	•	•	•				2021
4620	Saddle River School District	Bergen	•	•	•	•	•	•	•	•	•							2018
5150	Teaneck School District	Bergen	•	•	•	•	•	•	•									2016
5160	Tenafly School District	Bergen	•	•	•	•	•	•										2015
5330	Upper Saddle River School District	Bergen	•	•	•	•	•	•	•	•	•	•	•	•	•			2022
5410	Waldwick School District	Bergen	•	•	•	•	•	•	•	•	•	•	•	•	•	•		2023
5430	Wallington School District	Bergen																2007
5755	Westwood Reg School District	Bergen	•	•	•	•	•	•	•	•	•	•	•					2020
5880	Woodcliff Lake School District	Bergen	•	•	•													2012
5830	Wood-Ridge School District	Bergen	•	•	•	•	•	•	•	•								2017
5920	Wyckoff School District	Bergen	•	•	•	•	•	•	•	•								2017
0200	Bass River Tp School District	Burlington	•	•	•													2012
0380	Beverly School District	Burlington	•															2010


 School districts with no union contracts listed on PERC's website (6).

 School districts with no listed union contracts on PERC's website since 2009 (69).

**School Districts Reviewed by the
Office of the State Comptroller**


School District ID	School District Name	County	2010	2011	2012	2013	2014	2015	2016	2017	2018	2019	2020	2021	2022	2023	Current	Expiration of most recent contract
0475	Bordentown Reg Sch Dist School District	Burlington	•	•	•	•	•	•	•	•	•	•	•	•	•	•	•	2025
0605	Burlington Cty Spec Serv School District	Burlington	•	•	•	•	•	•	•	•	•	•	•	•	•	•	•	2023
0610	Burlington Cty Technology Inst School District	Burlington	•	•	•	•	•	•	•	•	•	•	•	•	•	•	•	2023
0600	Burlington School District	Burlington	•	•	•	•	•	•	•	•	•	•	•	•	•	•	•	2018
0620	Burlington Tp School District	Burlington	•	•	•	•	•	•	•	•	•	•	•	•	•	•	•	2027
0830	Chesterfield Tp School District	Burlington	•	•	•	•	•	•	•	•	•	•	•	•	•	•	•	2013
0840	Cinnaminson Tp School District	Burlington	•	•	•	•	•	•	•	•	•	•	•	•	•	•	•	2020
1030	Delanco Tp School District	Burlington	•	•	•	•	•	•	•	•	•	•	•	•	•	•	•	2011
1060	Delran Tp School District	Burlington	•	•	•	•	•	•	•	•	•	•	•	•	•	•	•	2016
1250	Eastampton Tp School District	Burlington	•	•	•	•	•	•	•	•	•	•	•	•	•	•	•	2026
1280	Edgewater Park Tp School District	Burlington	•	•	•	•	•	•	•	•	•	•	•	•	•	•	•	2017
1420	Evesham Tp School District	Burlington	•	•	•	•	•	•	•	•	•	•	•	•	•	•	•	2018
1520	Florence Tp School District	Burlington	•	•	•	•	•	•	•	•	•	•	•	•	•	•	•	2014
1910	Hainesport Tp School District	Burlington	•	•	•	•	•	•	•	•	•	•	•	•	•	•	•	1994
2610	Lenape Reg School District	Burlington	•	•	•	•	•	•	•	•	•	•	•	•	•	•	•	2027
2850	Lumberton Tp School District	Burlington	•	•	•	•	•	•	•	•	•	•	•	•	•	•	•	2025
2960	Mansfield Tp School District	Burlington	•	•	•	•	•	•	•	•	•	•	•	•	•	•	•	2017
3010	Maple Shade School District	Burlington	•	•	•	•	•	•	•	•	•	•	•	•	•	•	•	2016
3070	Medford Lakes School District	Burlington	•	•	•	•	•	•	•	•	•	•	•	•	•	•	•	2016
3080	Medford Tp School District	Burlington	•	•	•	•	•	•	•	•	•	•	•	•	•	•	•	2015
3360	Moorestown School District	Burlington	•	•	•	•	•	•	•	•	•	•	•	•	•	•	•	2014
3430	Mt Holly School District	Burlington	•	•	•	•	•	•	•	•	•	•	•	•	•	•	•	2021
3440	Mt Laurel School District	Burlington	•	•	•	•	•	•	•	•	•	•	•	•	•	•	•	2014
3690	N Burlington Cty Reg School District	Burlington	•	•	•	•	•	•	•	•	•	•	•	•	•	•	•	2013
3650	N Hanover Tp School District	Burlington	•	•	•	•	•	•	•	•	•	•	•	•	•	•	•	2015
3540	New Hanover Tp School District	Burlington	•	•	•	•	•	•	•	•	•	•	•	•	•	•	•	2018
3920	Palmyra School District	Burlington	•	•	•	•	•	•	•	•	•	•	•	•	•	•	•	2025
4050	Pemberton Tp School District	Burlington	•	•	•	•	•	•	•	•	•	•	•	•	•	•	•	2020
4320	Rancocas Valley Reg School District	Burlington	•	•	•	•	•	•	•	•	•	•	•	•	•	•	•	2008
4450	Riverside School District	Burlington	•	•	•	•	•	•	•	•	•	•	•	•	•	•	•	2013
4460	Riverton School District	Burlington	•	•	•	•	•	•	•	•	•	•	•	•	•	•	•	2020
4740	Shamong Tp School District	Burlington	•	•	•	•	•	•	•	•	•	•	•	•	•	•	•	2016
4930	Southampton Tp School District	Burlington	•	•	•	•	•	•	•	•	•	•	•	•	•	•	•	2018
5010	Springfield Tp BE	Burlington	•	•	•	•	•	•	•	•	•	•	•	•	•	•	•	2011
5130	Tabernacle School District	Burlington	•	•	•	•	•	•	•	•	•	•	•	•	•	•	•	2016
5490	Washington Tp School District	Burlington	•	•	•	•	•	•	•	•	•	•	•	•	•	•	•	2011
5720	Westampton School District	Burlington	•	•	•	•	•	•	•	•	•	•	•	•	•	•	•	2008
5805	Willingboro School District	Burlington	•	•	•	•	•	•	•	•	•	•	•	•	•	•	•	2025
5890	Woodland Township School District	Burlington	•	•	•	•	•	•	•	•	•	•	•	•	•	•	•	N/A
0150	Audubon School District	Camden	•	•	•	•	•	•	•	•	•	•	•	•	•	•	•	2009
0190	Barrington School District	Camden	•	•	•	•	•	•	•	•	•	•	•	•	•	•	•	2019
0260	Bellmawr School District	Camden	•	•	•	•	•	•	•	•	•	•	•	•	•	•	•	2025
0330	Berlin Boro School District	Camden	•	•	•	•	•	•	•	•	•	•	•	•	•	•	•	2023
0340	Berlin Tp School District	Camden	•	•	•	•	•	•	•	•	•	•	•	•	•	•	•	2024
0390	Black Horse Pike Reg School District	Camden	•	•	•	•	•	•	•	•	•	•	•	•	•	•	•	2015
0580	Brooklawn School District	Camden	•	•	•	•	•	•	•	•	•	•	•	•	•	•	•	1990
0695	Camden Cty Ed Serv Comm'n	Camden	•	•	•	•	•	•	•	•	•	•	•	•	•	•	•	2022
0700	Camden Cty V/T School District	Camden	•	•	•	•	•	•	•	•	•	•	•	•	•	•	•	2024
0680	Camden School District	Camden	•	•	•	•	•	•	•	•	•	•	•	•	•	•	•	2018
0800	Cherry Hill Tp School District	Camden	•	•	•	•	•	•	•	•	•	•	•	•	•	•	•	2025
0880	Clementon School District	Camden	•	•	•	•	•	•	•	•	•	•	•	•	•	•	•	2025


 School districts with no union contracts listed on PERC's website (6).

 School districts with no listed union contracts on PERC's website since 2009 (69).

**School Districts Reviewed by the
Office of the State Comptroller**


School District ID	School District Name	County	2010	2011	2012	2013	2014	2015	2016	2017	2018	2019	2020	2021	2022	2023	Current	Expiration of most recent contract
0940	Collingswood Boro School District	Camden	•	•	•	•	•	•	•	•	•	•	•	•	•	•	•	2025
1255	Eastern Camden Cty Reg School District	Camden	•	•	•	•	•	•	•	•	•	•	•	•	•	•	•	2025
1720	Gibbsboro School District	Camden	•	•	•	•	•	•	•	•	•	•	•	•	•	•	•	2025
1770	Gloucester City School District	Camden	•	•	•	•	•	•	•	•	•	•	•	•	•	•	•	2023
1780	Gloucester Tp School District	Camden	•	•	•	•	•	•	•	•	•	•	•	•	•	•	•	2024
1880	Haddon Hgts School District	Camden	•	•	•	•	•	•	•	•	•	•	•	•	•	•	•	2021
1890	Haddon Tp School District	Camden	•	•	•	•	•	•	•	•	•	•	•	•	•	•	•	2024
1900	Haddonfield School District	Camden	•	•	•	•	•	•	•	•	•	•	•	•	•	•	•	2025
2540	Laurel Springs School District	Camden																2008
2560	Lawnside School District	Camden	•	•	•	•	•	•	•	•	•	•	•	•	•	•	•	2025
2670	Lindenwold School District	Camden	•	•	•	•	•	•	•	•	•	•	•	•	•	•	•	2024
2890	Magnolia School District	Camden	•	•	•	•	•	•	•	•	•	•	•	•	•	•	•	2019
3110	Merchantville School District	Camden	•	•	•	•	•	•	•	•	•	•	•	•	•	•	•	2020
3420	Mt Ephraim School District	Camden	•	•	•	•	•	•	•	•	•	•	•	•	•	•	•	2027
3770	Oaklyn School District	Camden	•	•	•	•	•	•	•	•	•	•	•	•	•	•	•	2026
4060	Pennsauken School District	Camden	•	•	•	•	•	•	•	•	•	•	•	•	•	•	•	2026
4110	Pine Hill School District	Camden	•	•	•	•	•	•	•	•	•	•	•	•	•	•	•	2017
4590	Runnemede School District	Camden	•	•	•	•	•	•	•	•	•	•	•	•	•	•	•	2026
4790	Somerdale School District	Camden	•	•	•	•	•	•	•	•	•	•	•	•	•	•	•	2022
5035	Sterling School District	Camden	•	•	•	•	•	•	•	•	•	•	•	•	•	•	•	2024
5080	Stratford School District	Camden	•	•	•	•	•	•	•	•	•	•	•	•	•	•	•	2024
5400	Voorhees Tp School District	Camden	•	•	•	•	•	•	•	•	•	•	•	•	•	•	•	2024
5560	Waterford Tp School District	Camden	•	•	•	•	•	•	•	•	•	•	•	•	•	•	•	2023
5820	Winslow Tp School District	Camden	•	•	•	•	•	•	•	•	•	•	•	•	•	•	•	2016
5900	Woodlynne School District	Camden	•	•	•	•	•	•	•	•	•	•	•	•	•	•	•	2022
0170	Avalon School District	Cape May	•	•	•	•	•	•	•	•	•	•	•	•	•	•	•	2016
0710	Cape May City School District	Cape May	•	•	•	•	•	•	•	•	•	•	•	•	•	•	•	2025
0715	Cape May Cty Spec Serv School District	Cape May	•	•	•	•	•	•	•	•	•	•	•	•	•	•	•	2020
0720	Cape May Cty Tech HS	Cape May	•	•	•	•	•	•	•	•	•	•	•	•	•	•	•	2022
1080	Dennis Tp School District	Cape May	•	•	•	•	•	•	•	•	•	•	•	•	•	•	•	2010
2820	Lower Cape May Reg School District	Cape May	•	•	•	•	•	•	•	•	•	•	•	•	•	•	•	2026
2840	Lower Tp School District	Cape May	•	•	•	•	•	•	•	•	•	•	•	•	•	•	•	2020
3130	Middle Tp School District	Cape May	•	•	•	•	•	•	•	•	•	•	•	•	•	•	•	2012
3680	N Wildwood School District	Cape May	•	•	•	•	•	•	•	•	•	•	•	•	•	•	•	2020
3780	Ocean City School District	Cape May	•	•	•	•	•	•	•	•	•	•	•	•	•	•	•	2021
4700	Sea Isle City School District	Cape May																2005
5060	Stone Harbor School District	Cape May	•	•	•	•	•	•	•	•	•	•	•	•	•	•	•	2013
5340	Upper Tp School District	Cape May	•	•	•	•	•	•	•	•	•	•	•	•	•	•	•	2019
5610	W Cape May School District	Cape May	•	•	•	•	•	•	•	•	•	•	•	•	•	•	•	2025
5790	Wildwood Crest School District	Cape May	•	•	•	•	•	•	•	•	•	•	•	•	•	•	•	2014
5800	Wildwood School District	Cape May	•	•	•	•	•	•	•	•	•	•	•	•	•	•	•	2018
5840	Woodbine School District	Cape May	•	•	•	•	•	•	•	•	•	•	•	•	•	•	•	2023
0540	Bridgeton School District	Cumberland	•	•	•	•	•	•	•	•	•	•	•	•	•	•	•	2018
0950	Commercial Tp School District	Cumberland	•	•	•	•	•	•	•	•	•	•	•	•	•	•	•	2016
0995	Cumberland Cty V/T School District	Cumberland	•	•	•	•	•	•	•	•	•	•	•	•	•	•	•	2025
0997	Cumberland Reg School District	Cumberland	•	•	•	•	•	•	•	•	•	•	•	•	•	•	•	2024
1020	Deerfield Tp School District	Cumberland	•	•	•	•	•	•	•	•	•	•	•	•	•	•	•	2020
1120	Downe Tp School District	Cumberland	•	•	•	•	•	•	•	•	•	•	•	•	•	•	•	2015
1460	Fairfield Tp School District	Cumberland	•	•	•	•	•	•	•	•	•	•	•	•	•	•	•	2022
1820	Greenwich Tp School District	Cumberland	•	•	•	•	•	•	•	•	•	•	•	•	•	•	•	2025
2270	Hopewell Tp School District	Cumberland	•	•	•	•	•	•	•	•	•	•	•	•	•	•	•	2024


 School districts with no union contracts listed on PERC's website (6).

 School districts with no listed union contracts on PERC's website since 2009 (69).

**School Districts Reviewed by the
Office of the State Comptroller**


School District ID	School District Name	County	2010	2011	2012	2013	2014	2015	2016	2017	2018	2019	2020	2021	2022	2023	Current	Expiration of most recent contract
2570	Lawrence Tp School District	Cumberland																1995
3050	Maurice River Tp School District	Cumberland																1999
3230	Millville School District	Cumberland																2006
5070	Stow Creek Tp School District	Cumberland	•	•	•	•	•	•	•	•	•	•	•	•	•	•	•	2025
5300	Upper Deerfield School District	Cumberland	•	•	•	•	•	•	•	•								2017
5390	Vineland School District	Cumberland	•	•	•	•	•	•	•	•	•	•	•					2021
0250	Belleville School District	Essex	•	•	•	•	•	•	•	•	•	•	•	•	•	•	•	2024
0410	Bloomfield Tp School District	Essex	•	•	•	•	•	•	•	•	•	•	•	•	•	•	•	2025
0660	Caldwell-W Caldwell School District	Essex	•	•	•													2012
0760	Cedar Grove Tp School District	Essex	•	•														2011
1210	E Orange School District	Essex	•	•	•	•	•	•	•	•	•	•	•					2021
1387	Essex Cty Vocational Sch School District	Essex	•															2010
1390	Essex Fells School District	Essex																1991
1400	Essex Reg Ed Serv Comm'n	Essex	•															2010
1465	Fairfield Tp School District	Essex	•	•	•	•	•	•	•									2016
1750	Glen Ridge School District	Essex	•															2010
2330	Irvington School District	Essex	•	•	•	•	•	•	•	•	•	•	•	•	•	•	•	2024
2730	Livingston School District	Essex	•	•														2011
3190	Millburn Tp School District	Essex	•	•	•	•	•	•	•	•	•	•	•	•				2021
3310	Montclair School District	Essex	•	•	•	•	•	•	•	•	•	•	•	•				2021
3630	N Caldwell School District	Essex	•	•	•	•	•	•	•	•	•							2018
3570	Newark Public Schools	Essex	•	•	•	•	•	•	•	•	•	•	•	•	•	•	•	2024
3750	Nutley School District	Essex	•	•	•													2012
3880	Orange Tp School District	Essex																2005
4530	Roseland School District	Essex	•	•	•	•	•	•	•	•	•							2018
4900	S Orange-Maplewood School District	Essex	•	•	•	•	•	•	•	•	•	•	•	•				2021
5370	Verona School District	Essex	•	•	•	•	•	•	•	•	•	•	•	•				2021
5630	W Essex Reg School District	Essex	•															2010
5680	W Orange School District	Essex	•	•	•	•	•	•	•	•	•	•	•					2020
0860	Clayton School District	Gloucester	•	•	•	•	•	•	•	•	•	•	•	•	•	•	•	2023
0870	Clearview Reg School District	Gloucester	•	•	•	•	•	•	•	•	•	•	•	•	•			2022
4940	Delsea Reg HS Dist School District	Gloucester	•	•	•	•	•	•	•	•	•	•	•	•	•			2022
1100	Deptford Tp School District	Gloucester	•	•	•	•	•	•	•	•	•	•	•	•	•	•	•	2027
1180	E Greenwich School District	Gloucester	•	•	•	•	•	•	•	•	•	•	•	•	•	•	•	2023
1330	Elk Tp School District	Gloucester	•	•	•	•	•	•	•	•								2017
1590	Franklin Tp School District	Gloucester	•	•	•	•	•	•	•	•	•	•	•	•	•	•	•	2023
1715	Gateway Reg School District	Gloucester	•	•	•	•	•	•	•	•	•	•						2019
1730	Glassboro School District	Gloucester	•	•	•	•	•	•	•									2016
1774	Gloucester Cty Spec Serv Sch Dist	Gloucester	•	•	•	•	•	•	•	•	•	•	•	•				2021
1775	Gloucester Cty V/T Sch Dist School District	Gloucester	•	•	•	•	•	•	•	•	•	•	•	•				2021
1830	Greenwich Tp School District	Gloucester	•	•	•	•	•	•	•	•	•	•	•	•	•			2022
2070	Harrison Tp School District	Gloucester	•	•	•	•	•	•	•	•	•	•	•	•	•	•	•	2025
2440	Kingsway Reg HS School District	Gloucester	•	•	•	•	•	•										2015
2750	Logan Tp School District	Gloucester																2008
2990	Mantua Tp School District	Gloucester	•	•	•	•	•	•	•	•	•	•	•	•	•	•	•	2028
3280	Monroe Tp School District	Gloucester	•	•	•	•	•	•	•	•	•	•						2019
3490	National Park School District	Gloucester	•	•	•	•	•	•	•	•	•	•	•	•	•	•	•	2025
4020	Paulsboro School District	Gloucester	•	•	•	•	•	•	•	•	•	•	•	•				2021
4140	Pitman School District	Gloucester	•	•	•	•	•	•	•	•	•	•						2019
4880	S Harrison Tp School District	Gloucester																2005
5120	Swedesboro-Woolwich School District	Gloucester	•	•	•	•	•	•	•	•	•	•						2019


 School districts with no union contracts listed on PERC's website (6).

 School districts with no listed union contracts on PERC's website since 2009 (69).

**School Districts Reviewed by the
Office of the State Comptroller**


School District ID	School District Name	County	2010	2011	2012	2013	2014	2015	2016	2017	2018	2019	2020	2021	2022	2023	Current	Expiration of most recent contract
5620	W Deptford School District	Gloucester																2007
5500	Washington Tp School District	Gloucester	•	•	•	•	•	•	•									2016
5590	Wenonah School District	Gloucester	•	•	•	•	•	•	•	•	•	•	•	•	•			2022
5740	Westville School District	Gloucester	•	•														2011
5870	Woodbury Hgts School District	Gloucester	•	•	•	•	•	•	•	•	•	•	•	•	•	•	•	2028
5860	Woodbury School District	Gloucester	•	•	•	•	•	•	•	•	•	•	•	•	•	•	•	2026
0220	Bayonne School District	Hudson	•	•	•	•	•	•	•	•	•							2018
1200	E Newark School District	Hudson	•	•	•	•	•	•										2015
1850	Guttenberg School District	Hudson	•															2010
2060	Harrison School District	Hudson	•	•	•	•	•	•	•									2016
2210	Hoboken School District	Hudson	•	•	•	•	•											2014
2295	Hudson Cty V/T School District	Hudson	•	•														2011
2390	Jersey City State Operated Sch Dist	Hudson	•	•	•	•	•	•	•	•	•	•	•	•	•	•		2023
2410	Kearny School District	Hudson	•	•	•	•	•	•	•	•	•	•	•					2020
3610	N Bergen Tp School District	Hudson	•	•	•													2012
4730	Secaucus School District	Hudson	•	•	•	•	•	•	•	•								2017
5240	Union City School District	Hudson																2008
5670	W New York School District	Hudson	•	•	•	•	•	•										2015
5580	Weehawken School District	Hudson	•	•														2011
0020	Alexandria Tp School District	Hunterdon	•	•	•	•	•											2014
0370	Bethlehem Tp School District	Hunterdon	•	•														2011
0430	Bloomsbury School District	Hunterdon	•	•														2011
0670	Califon School District	Hunterdon	•	•	•	•	•	•	•	•	•	•	•	•	•	•	•	2025
0920	Clinton Tp School District	Hunterdon	•															2010
0910	Clinton-Glen Gardner School District	Hunterdon	•	•	•	•	•											2014
1040	Delaware Tp School District	Hunterdon	•	•	•	•	•	•	•	•	•	•	•					2020
1050	Delaware Valley Reg School District	Hunterdon	•	•	•	•	•	•	•	•	•	•	•	•	•	•		2023
1160	E Amwell Tp School District	Hunterdon	•	•	•	•	•	•	•	•	•	•	•	•	•	•	•	2024
1510	Flemington-Raritan Reg School District	Hunterdon	•															2010
1600	Franklin Tp School District	Hunterdon	•	•	•	•	•	•	•	•								2017
1680	Frenchtown School District	Hunterdon	•	•	•	•	•	•	•	•	•	•	•					2020
1970	Hampton Borough School District	Hunterdon																N/A
2140	High Bridge School District	Hunterdon	•	•	•	•	•	•	•	•	•	•	•	•	•	•	•	2024
2220	Holland Tp School District	Hunterdon	•	•	•	•	•	•										2015
2300	Hunterdon Central Reg School District	Hunterdon	•	•	•	•	•	•	•	•	•	•	•	•	•	•	•	2024
2305	Hunterdon Cty Ed Serv Comm'n	Hunterdon	•	•	•	•												2013
2308	Hunterdon Cty School District Polytech Voc Sch Dist	Hunterdon	•	•														2011
2450	Kingwood Tp School District	Hunterdon	•	•	•	•	•	•	•	•	•	•	•					2020
2590	Lebanon Boro School District	Hunterdon	•	•	•	•	•	•	•	•	•	•	•	•				2021
2600	Lebanon Tp School District	Hunterdon	•	•	•	•	•	•	•	•	•	•	•	•	•	•	•	2026
3180	Milford School District	Hunterdon	•	•	•	•	•	•	•	•	•	•	•					2020
3660	N Hunterdon-Voorhees Reg HS School District	Hunterdon	•	•	•	•	•	•										2015
4350	Readington Tp School District	Hunterdon	•	•	•	•	•	•	•	•	•	•	•					2020
1376	S Hunterdon Reg School District	Hunterdon	•	•	•	•												2013
5180	Tewksbury Tp School District	Hunterdon	•	•	•	•	•	•	•	•	•	•						2019
5270	Union Tp School District	Hunterdon	•	•	•	•	•	•										2015
3105	Area Vocational Technical School District of Mercer Cty	Mercer	•	•	•	•	•	•	•	•	•	•	•	•				2021
1245	E Windsor Reg School District	Mercer	•	•	•	•	•	•	•	•	•	•	•					2019
1430	Ewing Tp School District	Mercer	•	•	•	•	•	•	•	•	•	•	•	•	•			2022
1950	Hamilton Tp School District	Mercer	•	•	•	•	•	•	•	•	•							2018
2280	Hopewell Valley Reg School District	Mercer	•	•	•	•	•	•	•	•	•	•	•	•	•	•	•	2025


 School districts with no union contracts listed on PERC's website (6).

 School districts with no listed union contracts on PERC's website since 2009 (69).

**School Districts Reviewed by the
Office of the State Comptroller**


School District ID	School District Name	County	2010	2011	2012	2013	2014	2015	2016	2017	2018	2019	2020	2021	2022	2023	Current	Expiration of most recent contract
2580	Lawrence Tp School District	Mercer	•	•	•	•	•	•	•	•	•	•	•	•	•			2022
3103	Mercer Cty Spec Serv School District	Mercer	•	•	•	•	•	•	•	•	•	•	•	•	•	•	•	2025
4255	Princeton Reg School District	Mercer	•	•	•	•	•	•	•	•	•	•	•	•				2021
5510	Robbinsville Tp School District	Mercer	•	•														2011
5210	Trenton School District	Mercer	•	•	•	•	•	•	•	•	•	•	•	•	•			2022
5715	W Windsor-Plainsboro Reg School District	Mercer	•	•	•	•	•	•	•	•	•	•						2019
0750	Carteret Boro School District	Middlesex	•	•	•	•	•	•	•	•	•	•	•					2020
0970	Cranbury Tp School District	Middlesex	•	•	•	•	•	•	•	•								2017
1140	Dunellen School District	Middlesex	•	•	•	•	•											2014
1170	E Brunswick Tp School District	Middlesex	•	•	•	•	•	•	•	•	•	•	•	•				2021
1290	Edison Tp School District	Middlesex	•	•	•	•	•	•	•	•	•	•	•	•	•	•	•	2025
3145	Educational Services Commission of New Jersey	Middlesex	•	•	•	•	•	•	•	•	•	•						2019
2150	Highland Park School District	Middlesex	•	•	•	•												2013
2370	Jamesburg School District	Middlesex	•	•	•	•	•	•	•	•	•							2018
3120	Metuchen School District	Middlesex	•	•	•	•	•	•	•	•	•	•	•					2020
3150	Middlesex Cty V/T School District	Middlesex	•	•	•	•												2013
3140	Middlesex School District	Middlesex	•	•	•	•	•	•	•	•	•	•	•	•	•	•	•	2024
3220	Milltown School District	Middlesex	•	•	•													2012
3290	Monroe Tp School District	Middlesex	•	•	•	•	•	•	•	•	•	•	•	•	•	•	•	2027
3620	N Brunswick Tp School District	Middlesex	•	•	•													2012
3530	New Brunswick School District	Middlesex	•	•	•	•	•	•	•	•	•	•	•	•	•	•		2022
3845	Old Bridge School District	Middlesex	•	•	•	•	•	•	•	•	•	•	•	•	•	•	•	2025
4090	Perth Amboy School District	Middlesex	•	•	•	•	•	•	•	•	•							2018
4130	Piscataway Tp School District	Middlesex	•	•	•	•	•											2014
4830	S Amboy School District	Middlesex	•	•	•	•	•	•	•	•								2017
4860	S Brunswick School District	Middlesex	•	•	•	•	•	•	•	•								2017
4910	S Plainfield School District	Middlesex	•	•	•													2012
4920	S River School District	Middlesex	•	•	•	•	•	•	•	•	•	•						2019
4660	Sayreville School District	Middlesex	•	•	•	•	•	•	•									2016
4970	Spotswood School District	Middlesex	•	•	•	•	•	•										2014
5850	Woodbridge Tp School District	Middlesex	•	•	•	•	•	•	•	•	•	•	•	•	•	•		2021
0100	Asbury Park School District	Monmouth	•	•	•	•	•	•	•	•	•	•	•	•	•	•	•	2025
0130	Atlantic Highlands School District	Monmouth	•	•	•													2012
0180	Avon School District	Monmouth	•	•	•	•	•	•										2015
0225	Bayshore Jointure Commission School District	Monmouth																N/A
0270	Belmar School District	Monmouth	•	•	•	•												2013
0500	Bradley Beach School District	Monmouth	•	•	•	•												2013
0560	Brielle Boro School District	Monmouth	•	•	•	•	•	•	•	•	•	•	•	•	•	•	•	2024
0945	Colts Neck Tp School District	Monmouth	•	•	•	•	•	•	•									2016
1000	Deal Boro School District	Monmouth																1973
1260	Eatontown School District	Monmouth	•	•	•	•	•											2014
1440	Fair Haven School District	Monmouth	•	•	•													2012
1490	Farmingdale School District	Monmouth	•	•	•	•	•	•										2015
1640	Freehold Boro School District	Monmouth	•	•	•	•	•	•	•	•	•	•	•	•	•			2022
1650	Freehold Reg HS School District	Monmouth	•	•	•	•	•	•	•	•	•	•	•					2020
1660	Freehold Tp School District	Monmouth	•	•	•	•	•	•	•	•								2017
2105	Hazlet Tp School District	Monmouth	•	•	•	•	•	•	•	•	•	•	•	•	•	•	•	2027
2120	Henry Hudson Reg School District	Monmouth	•	•	•													2012
2160	Highlands School District	Monmouth	•	•	•	•	•	•	•	•	•							2018
2230	Holmdel Tp School District	Monmouth	•	•	•	•	•	•	•	•	•	•	•					2020
2290	Howell Tp School District	Monmouth	•	•	•	•	•	•	•	•	•	•	•	•				2021


 School districts with no union contracts listed on PERC's website (6).

 School districts with no listed union contracts on PERC's website since 2009 (69).

**School Districts Reviewed by the
Office of the State Comptroller**


School District ID	School District Name	County	2010	2011	2012	2013	2014	2015	2016	2017	2018	2019	2020	2021	2022	2023	Current	Expiration of most recent contract
2400	Keansburg School District	Monmouth																2008
2430	Keyport School District	Monmouth	•	•														2011
2720	Little Silver School District	Monmouth	•	•	•	•	•	•										2015
2770	Long Branch School District	Monmouth	•	•	•	•												2013
2920	Manalapan-Englishtown Reg School District	Monmouth	•	•	•	•	•	•	•	•	•	•	•					2020
2930	Manasquan School District	Monmouth	•	•	•													2012
3030	Marlboro Tp School District	Monmouth	•	•	•	•	•	•	•	•	•							2018
3040	Matawan-Aberdeen Reg School District	Monmouth	•	•	•	•	•	•	•	•	•							2018
3160	Middletown Tp School District	Monmouth	•	•	•	•	•											2014
3200	Millstone Tp School District	Monmouth																2009
3250	Monmouth Beach School District	Monmouth																2008
3260	Monmouth Cty V/T School District	Monmouth	•	•	•	•	•	•	•	•								2017
3270	Monmouth Reg HS School District	Monmouth	•	•	•	•	•	•	•	•	•	•						2019
3255	Monmouth-Ocean Ed Serv Comm'n	Monmouth																2009
3500	Neptune City School District	Monmouth																1982
3510	Neptune Tp School District	Monmouth	•	•	•	•	•	•	•	•	•	•	•					2020
3810	Ocean Tp School District	Monmouth	•	•	•	•	•	•	•	•	•							2018
3830	Oceanport School District	Monmouth																2009
4360	Red Bank Reg HS School District	Monmouth																2002
4520	Roosevelt Borough Public School District	Monmouth																N/A
4365	Red Bank School District	Monmouth																2009
4570	Rumson Boro School District	Monmouth	•	•	•	•	•	•	•	•								2017
4580	Rumson-Fair Haven Reg School District	Monmouth	•															2010
4690	Sea Girt School District	Monmouth																2007
4760	Shore Reg School District	Monmouth																2006
4770	Shrewsbury Boro School District	Monmouth	•	•	•	•	•	•	•	•	•	•	•					2020
4990	Spring Lake Hgts School District	Monmouth																2006
4980	Spring Lake School District	Monmouth	•	•	•	•	•	•	•	•	•							2018
5185	Tinton Falls School District	Monmouth	•	•	•	•	•	•	•	•	•							2018
5230	Union Beach School District	Monmouth	•	•	•	•	•	•	•	•								2017
5310	Upper Freehold Reg School District	Monmouth	•	•	•	•	•	•	•	•								2017
5640	W Long Branch School District	Monmouth																1994
5420	Wall Tp School District	Monmouth	•	•	•	•	•	•	•									2016
0450	Boonton School District	Morris	•	•	•	•	•	•	•	•	•	•	•	•	•			2022
0460	Boonton Tp School District	Morris	•	•	•	•	•	•	•	•	•	•	•	•	•			2022
0630	Butler School District	Morris	•	•	•	•	•	•	•	•	•	•	•					2020
0785	Chatham's School District	Morris	•	•	•	•	•	•	•	•	•	•						2019
0820	Chester Tp School District	Morris	•	•	•	•	•	•	•	•	•	•						2019
1090	Denville Tp School District	Morris	•															2010
1110	Dover School District	Morris	•	•	•	•	•	•	•	•	•	•	•					2020
1190	E Hanover Tp School District	Morris	•	•	•	•	•	•	•	•	•	•	•	•				2021
1530	Florham Park School District	Morris	•	•	•	•												2013
1990	Hanover Park Reg HS School District	Morris	•	•	•	•	•	•	•	•	•	•	•	•	•	•	•	2026
2000	Hanover Tp School District	Morris	•	•	•	•	•	•	•	•								2017
2010	Harding Tp School District	Morris	•	•	•	•	•	•	•	•	•	•	•					2020
2380	Jefferson Tp School District	Morris	•	•	•	•	•	•	•	•	•	•	•	•	•			2022
2460	Kinnelon Boro School District	Morris	•	•														2011
2650	Lincoln Park School District	Morris	•	•	•	•	•											2014
4000	Long Hill Tp School District	Morris	•	•	•	•	•	•	•	•	•	•	•	•				2021
2870	Madison School District	Morris	•	•	•	•	•	•	•	•	•	•	•	•	•	•		2023
3090	Mendham Boro School District	Morris	•	•	•	•	•	•	•	•	•	•	•	•				2021


 School districts with no union contracts listed on PERC's website (6).

 School districts with no listed union contracts on PERC's website since 2009 (69).

**School Districts Reviewed by the
Office of the State Comptroller**


School District ID	School District Name	County	2010	2011	2012	2013	2014	2015	2016	2017	2018	2019	2020	2021	2022	2023	Current	Expiration of most recent contract
3100	Mendham Tp School District	Morris	•	•	•	•	•	•										2015
3240	Mine Hill Tp School District	Morris	•	•														2011
3340	Montville Tp School District	Morris	•	•	•	•	•	•	•	•	•	•	•	•	•	•	•	2024
3364	Morris Cty Ed Serv Comm'n	Morris																2007
3365	Morris Cty V/T School District	Morris	•	•	•	•	•	•	•	•	•	•	•	•				2021
3370	Morris Hills Reg School District	Morris	•	•	•	•	•	•	•	•	•	•	•	•	•	•		2023
3380	Morris Plains School District	Morris																2008
3385	Morris School District	Morris	•	•	•	•	•											2014
3460	Mountain Lakes School District	Morris	•	•														2011
3410	Mt Arlington School District	Morris																2009
3450	Mt Olive Tp School District	Morris	•	•	•	•	•	•	•	•	•	•	•	•				2021
3520	Netcong School District	Morris	•	•	•	•	•	•	•									2016
3950	Parsippany-Troy Hills School District	Morris	•	•	•	•	•	•	•	•	•	•	•	•				2021
4080	Pequannock Tp School District	Morris	•	•	•	•	•	•	•	•	•	•	•					2019
4330	Randolph School District	Morris	•	•	•	•	•	•	•	•	•	•	•	•	•			2022
4440	Riverdale School District	Morris	•															2010
4480	Rockaway Boro School District	Morris	•	•	•	•	•	•	•	•	•							2018
4490	Rockaway Tp School District	Morris	•	•	•	•	•	•										2015
4560	Roxbury Tp School District	Morris	•	•	•	•	•	•	•	•	•	•	•					2020
5660	W Morris Reg HS School District	Morris	•	•	•	•	•	•	•	•	•	•	•	•	•	•	•	2024
5520	Washington Tp School District	Morris																2007
5770	Wharton Boro School District	Morris																2008
0185	Barneгат Tp School District	Ocean																2009
0210	Bay Head School District	Ocean	•	•	•	•	•	•										2015
0230	Beach Haven Boro School District	Ocean	•	•	•	•	•	•	•	•	•	•	•	•	•	•	•	2025
0320	Berkeley Tp School District	Ocean	•	•	•													2012
0530	Brick Tp School District	Ocean	•	•	•	•	•	•	•	•	•	•	•	•	•	•	•	2026
0770	Central Reg School District	Ocean	•	•	•	•	•	•	•	•	•	•	•	•	•	•	•	2025
1150	Eagleswood Tp School District	Ocean	•	•	•	•												2013
2350	Island Hgts School District	Ocean																2008
2360	Jackson Tp School District	Ocean	•	•	•	•	•	•	•	•	•	•	•	•	•			2022
2480	Lacey Tp School District	Ocean	•	•	•	•	•	•	•	•	•	•	•	•	•	•	•	2024
2500	Lakehurst School District	Ocean	•	•	•	•	•	•	•	•	•	•	•	•	•	•	•	2024
2520	Lakewood Tp School District	Ocean	•	•	•	•	•	•	•	•	•	•	•	•	•	•	•	2026
2550	Lavallette School District	Ocean	•	•	•	•	•											2014
2690	Little Egg Harbor School District	Ocean	•	•	•	•	•	•	•	•	•	•	•	•	•	•	•	2024
2760	Long Beach Island School District	Ocean	•	•	•													2012
2940	Manchester Tp School District	Ocean	•	•	•	•	•	•	•	•	•	•	•	•	•	•	•	2027
3790	Ocean Cty Voc School District	Ocean	•	•	•	•												2013
3800	Ocean Gate School District	Ocean																N/A
3820	Ocean Tp School District	Ocean	•	•	•	•	•	•	•	•	•	•	•	•	•	•	•	2024
4105	Pinelands Reg School District	Ocean	•	•	•	•	•	•	•	•	•	•	•	•				2021
4190	Plumsted Tp School District	Ocean	•	•	•	•												2013
4220	Pt Pleasant Beach Boro School District	Ocean	•	•	•	•	•	•	•	•	•	•	•	•				2021
4210	Pt Pleasant Boro School District	Ocean	•	•														2011
4710	Seaside Hgts School District	Ocean	•	•	•	•	•	•	•	•	•	•	•	•	•	•	•	2025
4720	Seaside Park School District	Ocean																2009
4950	Southern Reg School District	Ocean	•	•	•	•	•	•	•	•	•	•	•	•	•	•	•	2028
5020	Stafford Tp School District	Ocean	•	•	•	•	•	•	•	•	•	•	•	•	•	•	•	2024
5190	Toms River School District	Ocean	•	•	•	•	•	•	•	•	•	•	•					2020
5220	Tuckerton School District	Ocean																2007


 School districts with no union contracts listed on PERC's website (6).

 School districts with no listed union contracts on PERC's website since 2009 (69).

**School Districts Reviewed by the
Office of the State Comptroller**


School District ID	School District Name	County	2010	2011	2012	2013	2014	2015	2016	2017	2018	2019	2020	2021	2022	2023	Current	Expiration of most recent contract
0420	Bloomington School District	Passaic	•	•	•	•	•	•	•	•	•							2018
0900	Clifton School District	Passaic	•	•	•	•	•	•	•	•								2017
1920	Haledon School District	Passaic	•	•	•	•	•	•	•	•	•	•	•					2020
2100	Hawthorne School District	Passaic	•	•	•	•	•	•	•	•	•	•	•	•				2021
2510	Lakeland Reg School District	Passaic	•	•	•	•												2013
2700	Little Falls School District	Passaic	•	•	•	•												2013
3640	N Haledon School District	Passaic	•	•	•	•	•	•										2015
3980	Passaic County Manchester Reg School District	Passaic	•	•	•	•	•	•	•	•	•	•	•	•	•			2022
3975	Passaic Cty Educational Serv Comm	Passaic																2008
3995	Passaic Cty V/T School District	Passaic	•	•	•	•	•	•	•	•	•	•	•	•				2021
3970	Passaic School District	Passaic	•	•	•	•	•	•	•	•	•							2018
3990	Passaic Valley Reg HS Dist School District	Passaic	•	•	•	•	•	•	•	•								2017
4010	Paterson State Operated Sch Dist	Passaic	•	•	•	•	•	•	•	•	•	•	•	•	•			2022
4230	Pompton Lakes School District	Passaic	•	•	•	•	•	•	•	•	•	•	•	•	•	•	•	2024
4270	Prospect Park School District	Passaic																2008
4400	Ringwood School District	Passaic	•	•	•	•	•	•	•	•	•	•						2019
5200	Totowa School District	Passaic																1994
5650	W Milford Tp School District	Passaic	•	•	•	•	•	•	•	•	•	•	•	•	•	•	•	2024
5440	Wanaque School District	Passaic																2003
5570	Wayne Tp School District	Passaic	•	•	•	•	•	•	•	•	•	•	•	•	•	•	•	2025
5690	Woodland Park School District	Passaic	•	•	•	•	•	•	•									2016
0060	Alloway Tp School District	Salem	•	•	•	•	•	•	•	•	•	•						2019
1350	Elsinboro Tp School District	Salem	•	•	•	•	•	•	•	•	•	•	•					2020
2800	Lower Alloways Creek School District	Salem	•	•	•	•	•	•	•	•								2017
2950	Mannington Tp School District	Salem	•	•	•	•	•	•	•	•	•	•	•	•	•	•	•	2026
3860	Oldmans Tp School District	Salem	•	•	•	•	•	•	•	•	•	•	•	•	•	•		2023
4070	Penns Grove-Carneys Pt Reg School District	Salem	•	•	•	•	•	•	•	•	•	•						2019
4075	Pennsville School District	Salem	•	•	•	•	•	•	•	•	•	•	•	•	•	•	•	2025
4150	Pittsgrove Tp School District	Salem	•	•	•	•	•	•	•	•	•	•	•	•	•	•	•	2026
4280	Quinton Tp School District	Salem	•	•	•	•	•	•	•	•	•	•	•	•	•	•		2023
4630	Salem City BE	Salem	•	•	•	•	•	•	•	•	•	•	•	•	•	•		2023
4635	Salem Cty Spec Serv Sch Dist	Salem	•	•	•	•	•	•	•	•	•	•	•	•	•	•	•	2024
4640	Salem Cty V/T School District	Salem	•	•	•	•	•	•	•	•	•	•	•	•	•	•		2023
5320	Upper Pittsgrove School District	Salem																2009
5910	Woodstown-Pilesgrove Reg School District	Salem	•	•	•	•	•	•	•	•	•	•	•	•	•	•	•	2024
0240	Bedminster Tp School District	Somerset	•	•	•	•	•	•	•	•	•	•						2019
0350	Bernards Tp School District	Somerset	•	•	•	•	•	•	•									2016
0490	Bound Brook Boro School District	Somerset	•	•	•	•	•	•	•	•								2017
0510	Branchburg Tp School District	Somerset	•	•	•	•	•	•	•	•	•	•	•	•	•			2022
0555	Bridgewater-Raritan Reg School District	Somerset	•	•	•	•	•	•	•	•	•	•	•	•	•	•	•	2025
1610	Franklin Tp School District	Somerset	•	•	•	•	•	•	•	•	•	•	•	•	•			2022
1810	Green Brook Tp School District	Somerset	•	•														2011
2170	Hillsborough Tp School District	Somerset	•	•	•	•	•	•	•	•	•	•	•	•	•	•	•	2025
3000	Manville School District	Somerset	•	•	•	•												2013
3320	Montgomery Tp School District	Somerset	•	•	•	•	•	•	•	•	•	•	•	•	•			2022
3670	N Plainfield School District	Somerset	•	•	•	•	•	•	•	•	•	•	•	•	•			2022
4850	S Bound Brook School District	Somerset	•	•	•	•	•	•										2015
4805	Somerset Cty Ed Serv Comm'n	Somerset	•	•	•	•	•	•	•	•								2017
4810	Somerset Cty V/T School District	Somerset																2009
4815	Somerset Hills School District	Somerset	•	•	•	•	•	•	•	•	•	•	•	•	•			2022
4820	Somerville School District	Somerset	•	•	•	•	•	•	•	•	•	•	•					2020


 School districts with no union contracts listed on PERC's website (6).

 School districts with no listed union contracts on PERC's website since 2009 (69).

**School Districts Reviewed by the
Office of the State Comptroller**

School District ID	School District Name	County	2010	2011	2012	2013	2014	2015	2016	2017	2018	2019	2020	2021	2022	2023	Current	Expiration of most recent contract
5470	Warren Tp School District	Somerset	•	•	•	•	•	•	•	•	•	•	•					2020
5540	Watchung Boro School District	Somerset	•	•	•	•	•	•	•	•	•	•						2019
5550	Watchung Hills Reg School District	Somerset	•	•	•	•	•	•	•	•	•	•						2019
0090	Andover Reg School District	Sussex																2007
0640	Byram Tp School District	Sussex	•	•	•		•											2012
1560	Frankford Tp School District	Sussex	•	•	•	•	•											2014
1570	Franklin School District	Sussex	•	•	•	•	•	•	•	•	•							2018
1630	Fredon Tp School District	Sussex	•	•	•	•	•	•	•	•	•	•	•	•	•	•	•	2026
1800	Green Tp School District	Sussex	•	•	•	•	•	•	•	•	•	•						2019
1930	Hamburg School District	Sussex	•	•	•	•	•	•	•	•	•	•	•	•	•	•	•	2024
1980	Hampton Tp School District	Sussex	•															2010
2030	Hardyston Tp School District	Sussex	•	•														2011
2165	High Point Reg School District	Sussex	•	•	•	•	•	•	•	•	•	•	•	•	•	•	•	2024
2240	Hopatcong School District	Sussex	•	•	•	•	•	•										2015
2465	Kittatinny Reg School District	Sussex	•	•	•	•	•	•	•	•	•	•	•	•	•			2022
2490	Lafayette Tp School District	Sussex	•	•	•													2012
2615	Lenape Valley Reg HS School District	Sussex	•															2010
3300	Montague School District	Sussex	•	•														2011
3590	Newton School District	Sussex	•	•	•	•	•	•										2015
3840	Ogdensburg School District	Sussex																2007
4650	Sandyston-Walpack School District	Sussex																1997
4960	Sparta School District	Sussex	•	•	•	•	•	•	•	•	•	•	•	•	•	•	•	2025
5030	Stanhope School District	Sussex	•	•	•	•	•											2014
5040	Stillwater School District	Sussex	•	•	•	•	•	•	•	•	•	•	•	•	•	•	•	2024
5105	Sussex Cty Ed Serv Comm'n	Sussex	•	•	•	•	•	•	•	•	•							2018
5110	Sussex Cty V/T School District	Sussex	•	•														2011
5100	Sussex-Wantage School District	Sussex																2008
5360	Vernon Tp School District	Sussex	•	•	•	•	•	•	•	•	•	•	•	•	•	•	•	2026
5435	Wallkill Valley School District	Sussex	•	•	•													2012
0310	Berkeley Hgts School District	Union	•	•	•	•	•	•	•	•	•	•	•	•	•	•	•	2026
0850	Clark Tp School District	Union	•	•	•	•	•	•	•	•								2017
0980	Cranford School District	Union	•	•	•	•	•	•	•	•	•	•	•	•	•	•	•	2024
1320	Elizabeth School District	Union	•	•	•	•	•	•	•	•	•	•	•	•	•			2022
1710	Garwood School District	Union	•	•	•	•	•											2014
2190	Hillside School District	Union	•	•	•	•	•	•	•	•	•	•						2019
2420	Kenilworth School District	Union	•	•	•	•	•	•	•	•	•	•	•	•	•	•	•	2024
2660	Linden School District	Union	•															2010
3395	Morris-Union Jointure Comm	Union	•	•	•	•	•	•	•	•	•	•	•	•				2021
3470	Mountainside School District	Union	•															2010
3560	New Providence School District	Union	•	•	•	•	•	•	•	•	•	•	•	•	•	•	•	2025
4160	Plainfield School District	Union	•	•	•	•	•	•	•	•	•	•	•	•	•	•	•	2024
4290	Rahway School District	Union	•	•	•	•												2013
4550	Roselle Park School District	Union																2009
4540	Roselle School District	Union	•	•	•	•	•	•	•	•								2017
4670	Scotch Plains-Fanwood School District	Union	•	•	•	•	•	•	•	•								2017
5000	Springfield School District	Union	•	•	•	•	•	•	•	•	•	•	•	•	•	•		2023
5090	Summit School District	Union	•	•	•	•	•	•	•	•								2017
5245	Union Cty Ed Serv Comm'n	Union																2008
5260	Union Cty V/T School District	Union	•	•	•	•	•	•	•	•	•	•	•					2020
5290	Union Tp School District	Union	•	•	•	•	•	•	•	•	•	•	•	•	•	•	•	2025
5730	Westfield School District	Union	•	•	•	•	•	•	•	•	•	•	•	•	•			2022

 School districts with no union contracts listed on PERC's website (6).

 School districts with no listed union contracts on PERC's website since 2009 (69).

School Districts Reviewed by the Office of the State Comptroller

School District ID	School District Name	County	2010	2011	2012	2013	2014	2015	2016	2017	2018	2019	2020	2021	2022	2023	Current	Expiration of most recent contract
5810	Winfield Tp School District	Union	•	•														2011
0030	Allamuchy Tp School District	Warren																2007
0070	Alpha School District	Warren	•	•														2011
0280	Belvidere School District	Warren	•	•	•	•	•	•	•	•	•							2018
0400	Blairstown Tp School District	Warren	•	•														2011
1620	Franklin Tp School District	Warren	•	•	•	•	•	•	•	•	•	•	•	•				2021
1670	Frelinghuysen School District	Warren																2007
1785	Great Meadows Reg Sch Dist School District	Warren	•	•	•	•	•	•										2015
1840	Greenwich Tp School District	Warren																2007
1870	Hackettstown School District	Warren	•	•	•	•	•											2014
2040	Harmony Tp School District	Warren	•															2010
2250	Hope Tp School District	Warren	•	•														2011
2470	Knowlton Tp School District	Warren	•	•	•	•	•	•										2015
2790	Lopatcong Tp School District	Warren	•	•	•													2012
2970	Mansfield Tp School District	Warren	•	•	•	•	•	•	•	•	•							2018
3675	N Warren Reg School District	Warren	•	•	•	•	•	•										2015
3890	Oxford Tp School District	Warren	•	•														2011
4100	Phillipsburg School District	Warren	•	•	•	•	•	•	•	•	•	•	•	•	•			2022
4200	Pohatcong School District	Warren	•	•	•													2012
5450	Warren Cty Spec Serv School District	Warren																2009
5460	Warren Cty Voc School District	Warren																2009
5465	Warren Hills Reg School District	Warren	•	•	•	•	•	•	•	•	•	•	•	•	•	•	•	2024
5480	Washington Boro School District	Warren																2009
5530	Washington Tp School District	Warren	•	•	•	•	•	•	•	•	•	•	•	•	•			2022
5780	White Tp School District	Warren																2006



School districts with no union contracts listed on PERC's website (6).



School districts with no listed union contracts on PERC's website since 2009 (69).



**STATE OF NEW JERSEY
PUBLIC EMPLOYMENT RELATIONS COMMISSION**

PO Box 429
TRENTON, NEW JERSEY 08625-0429

www.nj.gov/perc

ADMINISTRATION/LEGAL
(609) 292-9830
CONCILIATION/ARBITRATION
(609) 292-9898
UNFAIR PRACTICE/REPRESENTATION
(609) 292-6780

For Courier Delivery
495 WEST STATE STREET
TRENTON, NEW JERSEY 08618

FAX: (609) 777-0089
EMAIL: mail@perc.nj.gov

August 5, 2024

VIA E-MAIL

David B. Bender, Esq.
Legal Affairs and Audit Specialist
New Jersey Office of the State Comptroller
22 West State Street
Trenton, NJ 08625

Re: Your letter dated July 22, 2024

Dear Mr. Bender:

This letter is in response to the July 22, 2024, draft report of the Office of the State Comptroller concerning local government compliance with the collective negotiations agreement (CNA) filing requirements of the New Jersey Employer-Employee Relations Act (EERA). N.J.S.A. 34:13A-1 et seq. PERC is a neutral labor relations agency in, but not of the Department of Labor and Workforce Development. PERC's statutory mission is to foster harmonious public sector labor relations by preventing or promptly settling labor disputes. N.J.S.A. 34:13A-2 and 34:13A-5. PERC is concerned exclusively with matters of public employment related to determining negotiations units, elections, certifications and settlement of public employee representative and public employer disputes and grievance procedures. N.J.S.A. 34:13A-5.1 Paramount to PERC's successful operations is the public and the parties' confidence in PERC's neutrality.

The draft report recommends that PERC enact enforcement mechanisms to improve compliance with the CNA filing requirements. Public sector CNAs are received and maintained on the PERC website. When PERC receives an inquiry about a contract that is not on the website, an email is sent to the respective business administrator requesting compliance with the filing requirements.

The EERA does not provide PERC with an enforcement mechanism. PERC does not have regulatory authority to craft an administrative enforcement and/or penalty mechanism. The Legislature has only granted PERC the authority to charge fees in interest arbitration matters. N.J.S.A. 34:13A-16.3 (PERC may assess fees for actual costs in interest arbitration matters, 34:13A-14 et seq., P.L. 1977, c. 85, as amended). For example, fact-finders are not employees of PERC. PERC regulations regarding the Commission's payment of fact-finder fees for service are derived from the EERA but have been overridden in the State Appropriation Act for many years. Cf. N.J.A.C. 19:12-4.2(f) providing PERC will pay fees and State of New Jersey FY 25 State Budget at D-264 providing that "Notwithstanding the provisions of the New Jersey Employer-Employee Relations Act, the cost of fact-finding shall be borne equally by the public employer and the exclusive employee representative." www.nj.gov/treasury/omb/publications/25budget PERC's regulations regarding grievance arbitration do not set fees, but rather inform the parties that their CNA determines payment for the costs of arbitration. N.J.A.C. 19:12-5.11.

With respect to the remaining recommendations by the Comptroller, PERC is in the process of obtaining a new case management system to replace the current system that was developed over 20 years ago. The PERC IT Strategic Plan for 2023-2025 provides for a modern website that follows the state's standard look and feel in accordance with the New Jersey Web Presence Guidelines. This new system will provide an enhanced user experience from the current system.

While PERC does not currently have authority to enforce compliance, if the Legislature amends the EERA regarding PERC's role in the collection of CNAs, the Agency will administer the Act as required. The Agency has reviewed the recommendations of the Comptroller and determined that if the Legislature provides enforcement powers to PERC, it will require an increase of at least 5 FTE to provide these functions properly. The Agency would have to create a new division that would operate apart from the labor relations staff to avoid conflicts and maintain neutrality.

On behalf of PERC, I thank you for the opportunity to provide our comments.

Sincerely,

/s/ Mary E. Hennessy-Shotter

Mary E. Hennessy-Shotter
Chair

MEH-S/lc